



Department of Energy

Washington, DC 20585

December 29, 2005

The Honorable A. J. Eggenberger
 Chairman
 Defense Nuclear Facilities Safety Board
 625 Indiana Ave. N.W.
 Suite 700
 Washington, D.C. 20004-2901

Dear Mr. Chairman:

This letter transmits Exclusion Reports consistent with Commitment 8.3 of the Department of Energy's (DOE) Implementation Plan for Defense Nuclear Facilities Safety Board (DNFSB) 2004-2, *Active Confinement Systems*. Commitment 8.3 requires the National Nuclear Security Administration (NNSA) and the Office of Environmental Management (EM) to develop a list of and justification for defense nuclear facilities at their respective sites that will be excluded from further review of confinement systems under the DNFSB 2004-2 Implementation Plan.

The attached NNSA and EM Exclusion Reports were developed in accordance with the guidance and criteria contained in the deliverable for Commitment 8.2, *Exclusion Reporting Process*, which was submitted to the DNSB on October 31, 2005. The Exclusion Reports were prepared at the sites, and were reviewed and approved by NNSA and EM line management and the Central Technical Authorities.

DOE will continue to work with your staff to effectively respond to the concerns raised in the recommendation and complete the Implementation Plan. If you have any questions, please contact me at (301) 903-0104.

Sincerely,

Richard Black

Director

Office of Nuclear and Facility Safety Policy

Attachment

cc: M. Whitaker, DR-1
 R. Lagdon, S-1
 J. McConnell, NA 2.1
 D. Chung, EM-3.2



RECEIVED
 2006 JAN -4, PM 12:59
 DNFSB SAFETY BOARD




Department of Energy
National Nuclear Security Administration
Washington, DC 20585



JAN 4 2006

MEMORANDUM FOR: Richard L. Black
Director
Office of Nuclear and Facility
Safety Policy

FROM: Jerald S. Paul 
NNSA, Central Technical Authority

SUBJECT: National Nuclear Security Administration Input for
Commitment 8.3 of Defense Nuclear Safety Board
Recommendation 2004-2

The attached listing provides the National Nuclear Security Administration (NNSA) Exclusion Report as delineated in Commitment 8.3 of the Implementation Plan (IP) for Defense Nuclear Facilities Safety Board (DNFSB) Recommendation 2004-2, *Active Confinement Systems*. The NNSA Exclusion Report was prepared using the process developed to satisfy Commitment 8.2 of the IP (October 31, 2005 letter from Richard L. Black to DNFSB), by following the established criteria to be used to exclude certain hazard category 2 and 3 defense nuclear facilities and operations from further review under this Recommendation.

The appropriate concurrences are included under each site office as specified in both the Commitment 8.2 deliverable (Exclusion Criteria and Format for the Exclusion Report), and in the IP that states "The CTA and PSO will review and concur with the facilities excluded from review under this implementation plan".

If you have any further questions, please contact Mr. James McConnell, NNSA Chief of Defense Nuclear Safety, at (202) 586-4379.

Attachment

cc: M. Whitaker, DR-1

RECEIVED
2006 JAN -4 PM 12:59
DNFSB SAFETY BOARD

Memo from Jerry Paul to Richard Black
Input for Recommendation 2004-2, Commitment 8.3

bcc: T. D'Agostino, NA-10
X. Ascanio, NA-124
P. Rhodes, NA-124
M. Thompson, NA-117
J. McConnell, NA-2.1
J. Kimball, NA-2.1

U. S. Department of Energy
National Nuclear Security Administration

*Exclusion Report: Listing of Facilities
Excluded From Further Review Under Recommendation 2004-2*

**Commitment 8.3 of
Implementation Plan for Defense Nuclear
Facilities Safety Board Recommendation 2004-2**



Washington, D.C. 20585

December 2005

Introduction:

This document represents the National Nuclear Security Administration (NNSA) *Exclusion Report*, to satisfy Commitment 8.3 in DOE's Implementation Plan for Board Recommendation 2004-2. This listing is based on following the Recommendation 2004-2 Exclusion Reporting Process as delineated in Commitment 8.2. Commitment 8.2 provided an exclusion reporting process with established criteria to be used to exclude certain hazard category 2 and 3 defense nuclear facilities and operations from further review under Recommendation 2004-2.


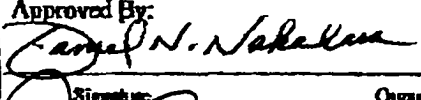


The facility listing was tabulated and submitted for NNSA site office review and approval and Central Technical Authority (CTA) and Program Secretarial Office (PSO) concurrence. These signatures are displayed as part of the Table below.

The format for the NNSA Table the *Listing of New Facilities and Facilities Undergoing Major Modification* provides the following information:





- Facility name and identifier, including segment/section
- Hazard Category
- Brief description of the current status of the facility explaining why the designated exclusion criterion is applicable to the facility
- Exclusion Criteria
- Comments/Justification, as needed

NNSA Recommendation 2004-2 Exclusion Report

Lawrence Livermore National Laboratory				
Facility Segment/ Section	Hazard Category	Description	Exclusion Criteria	Comments Justification
B625	HC2	Containment tent is scheduled to be removed, awaiting SB change; exclusion criteria based on removal of tent; CE3 for building.	CE3	Note that B612, B625, B693, and B696R have a single DSA and together are considered a single facility, the RHWM Waste Storage Facilities.
B693	HC2	B693 is a storage facility, and only approved containers, which are SS are used for storage of radiological material.	CE3	Note that B612, B625, B693, and B696R have a single DSA and together are considered a single facility, the RHWM Waste Storage Facilities.
B696R	HC2	B696R is a storage facility, and only approved containers, which are SS are used for storage of radiological material.	CE3	Note that B612, B625, B693, and B696R have a single DSA and together are considered a single facility, the RHWM Waste Storage Facilities.

Submitted By:  Signature (LSO/AMES) LS0/AMES Organization 12/15/05 Date	Approved By:  Signature LS0/AMES Organization 12/15/05 Date
PSO Concurrence:  Signature for T. D'Agostino DP Organization 12/28/05 Date	CTA Concurrence:  Signature CTA Organization 12/28/05 Date

NNSA Recommendation 2004-2 Exclusion Report

Lawrence Livermore National Laboratory				
Facility Segment/ Section	Hazard Category	Description	Exclusion Criteria	Comments Justification
Building 239	HC3	B239, though not a storage facility, functions in a passive manner (no intrusive activities) as a radiography facility. Appropriate confinement is required for all hazardous material. e.g. SNM would be within a welded barrier or doubly contained.	CE3	
Submitted By:		Approved By:		
 Signature		 Signature		
(LSC/MTS) 12/15/05 Organization Date		ANNS 12/15/05 Organization Date		
PSO Concurrence:		CTA Concurrence:		
 Signature		 Signature		
DP Organization Date		CTA Organization Date		
12/28/05		12/28/05		

NNSA Recommendation 2004-2 Exclusion Report

Los Alamos National Laboratory				
Facility Segment/ Section	Hazard Category	Description	Exclusion Criteria	Comments Justification
CMR (TA-03-29) (HC2)	HC2	Actinide chemistry research and analysis	NB2	CMR is being replaced with CMR-R, CMR has limited life.
WETF (TA-16-205/450)	HC2	Tritium Facility.	CE7	
LACEF (TA-18)	HC2	Critical experiment site	NB2	Facility being relocated to DAF
TSFF (TA-21-209)	HC3	Tritium Facility. Facility undergoing D&D	NB1	Facility has been permanently reduced below HC3
RLWTF (TA-50-1)	HC2	Main treatment plant, pretreatment plant, decontamination operation. Low level liquid influence tanks, treatment effluent tanks, low level sludge tanks.	NB2	RLWTF is being replaced by a new facility
LANSCE Area A East (TA-53-3)	HC3	In-place storage of Depleted Uranium (DU) and A-6 beam stop.	NB3	Area A shutdown, no longer used, to become D&D
Area G (TA-54)	HC2	Low level waste (LLW) (including mixed waste) storage and disposal in domes, pits, shafts, and trenches. TRU waste storage in domes and shafts. TRU legacy waste in pits and shafts.	CE3	

Los Alamos National Laboratory

Facility Segment/ Section	Hazard Category	Description	Exclusion Criteria	Comments Justification
TWISP Bldg. 33 (TA-54)	HC2	Recovery of buried TRU waste	CE4	TWISP no longer in operation but not yet to D&D list
TWISP Pad 2 (TA-54)	HC2	TRU waste storage, fabric dome with TRU waste drums	CE3	
RANT (TA-54-38)	HC2	WIPP certification of TRU waste drums, TRUPACT loading of drums	CE3	No storage authorized. 7A drums present only while loading TRUPACT Containers for shipment.
Potential Release Site (PRS) 10-002(a)-00 Bayo Canyon	HC3	PRS 10-002(a)-99 is associated with the former liquid disposal complex serving the radiochemistry laboratory at TA-10. The complex discharged to leach fields and pits.	CE2	Nuclear Environmental Site (NES)
PRS 21-014 MDA A General Tanks	HC2	The area contains two buried 50,000 gal. storage tanks (the "General's Tanks") on the west side of MDA	CE2	Nuclear Environmental Site (NES)
PRS 21-014 MDA A Disposal Area	HC2	MDA A is a 1.25 acre site that was used intermittently from 1945 to 1949 and 1969 to 1977 to dispose of radioactively contaminated solid wastes, debris from D&D activities, and radioactive liquids generated at TA-21.	CE2	Nuclear Environmental Site (NES)
PRS 21-015 MDA B	HC3	MDA B is an inactive 6.03 acre disposal site. It was the first common disposal area for radioactive waste generated at LANL and operated from 1945 to 1952.	CE2	Nuclear Environmental Site (NES)

Los Alamos National Laboratory

Facility Segment/ Section	Hazard Category	Description	Exclusion Criteria	Comments Justification
PRS 21-016(a)-99 MDA T Covered Disposal Area	HC2	MDA T, an area of about 2.2 acres, consists of four inactive absorption beds, a distribution box, a subsurface retrievable waste storage area disposal shafts, a former waste treatment plant,	CE2	Nuclear Environmental Site (NES)
PRS 21-016(a)-99 MDA T Covered Shafts	HC2	MDA T, an area of about 2.2 acres, consists of four inactive absorption beds, a distribution box, a subsurface retrievable waste storage area disposal shafts, a former waste treatment plant,	CE2	Nuclear Environmental Site (NES)
PRS 35-001 MDA W	HC3	MDA W consists of two vertical shafts or "tanks" that were used for the disposal of sodium coolant used in LAMPRE-1 sodium cooled research reactor.	CE2	Nuclear Environmental Site (NES)
PRS 35-003(a)-99 WWTP	HC3	The Waste Water Treatment Plant (WWTP) was located at the east end of Ten Site Mesa and operated from 1951 until 1963. It consisted of an array of underground waste lines, storage tanks, and chemical treatment precipitation tanks.	CE2	Nuclear Environmental Site (NES)
PRS 35-003(d)-00 Pratt Canyon	HC3	The former structures associated with the Pratt Canyon component of the WWTP. All buildings, foundations, and structures were removed during D&D activities in 1981 and 1985, then backfilled with 20 ft of clean fill material.	CE2	Nuclear Environmental Site (NES)

Los Alamos National Laboratory

Facility Segment/ Section	Hazard Category	Description	Exclusion Criteria	Comments Justification
PRS 49-00(a)-00 MDA AB	HC2	This underground, former explosive test site comprises four distinct areas, each with a series of deep shafts used for subcritical testing.	CE2	Nuclear Environmental Site (NES)
PRS 50-009 MDA C	HC2	MDA C was established in 1948 to replace MDA B. MDA C covers 11.8 acres and consists of 7 pits, 107 shafts (each typically 2 ft dia. x 10-25 deep), and one unnumbered shaft used for a single strontium-90 source disposal. TRU waste also was buried in unknown quantities in the pits	CE2	Nuclear Environmental Site (NES)
PRS 53-006(b)-99 Underground tank w/resin	HC2	Three inactive underground tanks associated with the former radioactive liquid waste system at TA-53. One tank is 28 in dia x 65 ft long and contains spent ion exchange resin.	CE2	Nuclear Environmental Site (NES)
PRS 54-004 MDA H	HC3	MDA H is a 0.3 acre site on Mesita del Buey that contains nine inactive shafts that were used for disposal of LANL waste. Each shaft is 6 ft dia x 60 ft deep.	CE2	Nuclear Environmental Site (NES)

Submitted By:			Approved By:		
	LANSO/HAS	12/19/05		MGR LANSO	12/19/05
Signature	Organization	Date	Signature	Organization	Date
PSO Concurrence:			CTA Concurrence:		
	T. D'Agostino DP	12/28/05		CTA	12/28/05
Signature	Organization	Date	Signature	Organization	Date

NNSA Recommendation 2004-2 Exclusion Report

Nevada Site				
Facility Segment/ Section	Hazard Category	Description	Exclusion Criteria	Comments Justification
Visual Examination & Repackaging Building	HC3	This facility is used for characterizing and repackaging wastes destined for WIPP disposal. The facility consists of a confinement structure and a glovebox.	NB5	System to be deactivated FY 2006. At that time facility should have < HC3 inventory
Sprung Instant Structure (tent) with Head Space Gas Sampling	HC2	This facility is used for performing head space gas sampling on waste containers destined for WIPP disposal. The facility is a tent (open air) with a nonventilated blast chamber.	NB5	System to be deactivated FY 2006. At that time facility should have < HC3 inventory
Area 5 RWMC LLW Disposal	HC2	This facility is a burial ground for low level radioactive wastes.	CE3	
TRU Pad (TPCB, TCU, TLO)	HC2	This facility is a staging and storage area for waste containers waiting to be processed in the Visual Examination & Repackaging Building. It consists of a large concrete pad and a large nonventilated storage building.	CE3	





Nevada Site				
Facility Segment/ Section	Hazard Category	Description	Exclusion Criteria	Comments Justification
Classified TRU Materials Storage Area	HC2	This facility is a interim storage area for classified TRU wastes. It consists of a number of SeaLand containers behind a security fence.	CE3	
Area 3 RWMS LLW Disposal	HC2	This facility is a burial ground for low level radioactive wastes.	CE2	
Submitted By:		Approved By:		
<i>Harold P. Dalk</i> Signature		NNSA/NSO/AMSP Organization	12/15/05 Date	SA <i>R.T. B...</i> Signature
				NSO/AMSP Organization
				12/15/05 Date
PSO Concurrence:		CTA Concurrence:		
<i>J. D'Agostino</i> Signature		DP Organization	12/28/05 Date	<i>[Signature]</i> Signature
				CTA Organization
				12/28/05 Date

NNSA Recommendation 2004-2 Exclusion Report

Pantex Site				
Facility Segment/ Section	Hazard Category	Description	Exclusion Criteria	Comments Justification
Zone 4 SAC Magazines	HC2		CE5	
Zone 4 MR Magazines	HC2		CE5	
12-44 Cells 2-6	HC2	These cells are currently not in use due to construction. Production Cell Upgrades listed as part of NNSA deliverable 8.1. CD4 anticipated May 2007.	CE5	
12-44 Cell 8	HC2		None	
12-50	HC2		CE5	
12-58 Bays 4&5	HC2		CE5	
12-60 Bays 1-3	HC2		CE5	
12-64	HC2	Production Bay Upgrades listed as part of NNSA deliverable 8.1. CD 3 anticipated October 2006	CE5	
12-66 South Warehouse	HC2		CE5	
12-84	HC2		CE5	
12-85	HC2		CE5	

Pantex Site

Facility Segment/ Section	Hazard Category	Description	Exclusion Criteria	Comments Justification
12-96	HC2		CE5	
12-98 Cells 1-4	HC2		CE5	
12-99	HC2		CE5	
12-104	HC2		CE5	
12-104A Bays 17, 19, & 23	HC2		CE5	
12-116 SNM Staging & Storage	HC2		CE7	Exclusion applies only for tritium staging areas
Component Evaluation Facility	HC2	CD1 TBD	None	

Submitted By:  Signature PXSO Organization 12/20/05 Date	Approved By:  Signature PXSO Organization 12/20/05 Date
PSO Concurrence:  Signature DP TD'Agostino Organization 12/28/05 Date	CTA Concurrence:  Signature CTA Organization 12/28/05 Date

NNSA Recommendation 2004-2 Exclusion Report

Sandia National Laboratory				
Facility Segment/ Section	Hazard Category	Description	Exclusion Criteria	Comments Justification
Sandia Pulsed Reactor Facility	HC2	SPR projected to only be operated until 9/2006.	NB1 CE1	SPR projected to only be operated until September 2006. CE1 is only for containers in the vault
Bunker 37055 Bunker 37057 Bunker 37045	HC3	Bunkers are tunneled into hard rock and have earth cover depending upon how the tunnel penetrates into the mountain.	CE3	Exclusion based on storage configuration in which material handling is very limited.
Bunker 37034 Bunker 37063 Bunker 37078	HC3	Bunkers are tunneled into hard rock and have earth cover depending upon how the tunnel penetrates into the mountain.	CE3	Exclusion based on storage configuration in which material handling is very limited.

Submitted By: SSO Signature Organization Date 12/21/05	Approved By: SSO Signature Organization Date 12/22/05
PSO Concurrence: DP Signature Organization Date 12/28/05	CTA Concurrence: CTA Signature Organization Date 12/28/05

United States Government**National Nuclear Security Administration (NNSA)
Savannah River Site Office (SRSO)**

Memorandum

DATE: **December 16, 2005**

REPLY TO:
ATTN OF: **SV (Kozak, 803-208-1977)**

SUBJECT: **Defense Nuclear Facilities Safety Board (DNFSB) Recommendation 2004-2 Deliverables 8.3, 8.4, 8.6, and 8.8**

TO: **Jeffrey K. Kimball, NNSA 2004-2 Lead, HQ (NA-2.1)**

Attached is the Exclusion Report (Deliverable 8.3) which addresses the Tritium Facilities at the Savannah River Site. These facilities are excluded from further evaluation in accordance with the Implementation Plan for DNFSB Recommendation 2004-2.

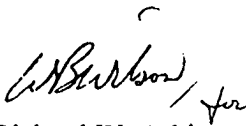
There are no Hazard Category 3 Tritium Facilities with Active Confinement Ventilation Systems; therefore, there is no additional input for Deliverable 8.4.

There are no additional Hazard Category 2 Tritium Facilities with Safety Class or Safety Significant Active Confinement Ventilation Systems; therefore, there is no additional input for Deliverable 8.6.

There are no additional Tritium Facilities that are subject to the Non-Safety Related System Evaluations; therefore, there is no additional input for Deliverable 8.8.

The attached Exclusion Report was submitted by Washington Savannah River Company and endorsed and approved by me.

If you have questions, please contact me or have your staff contact P. W. Kozak at 803-208-1977.


Richard W. Arkin
Manager

SV:PWK:jh

RA-06-0068

Attachment: Exclusion Report (Deliverable 8.3)

cc w/attachment:

M. A. Smith, SR

L. M. Schifer, WSRC

G. A. Christenbury, SRSO

P. W. Kozak, SRSO

Kimball

- 2 -

December 16, 2005

bc w/attach:

SV File Copy, File Code:5480

bc w/o attach:

SV Reading Files

Facility Segment/Section	BLDG Number	Description	HAZ CAT	EXCLUSION CRITERIA	COMMENTS JUSTIFICATION	Owner
TRITIUM NR Facilities	217000H	Tritium Inventory Storage Area Operating facility with an ongoing mission. Tritium present in containment devices	2	CE-7	Active confinement ventilation will not be effective in reducing tritium releases (CE-7). Depleted Uranium may be present throughout the tritium facilities included in this exclusion report however the total quantity possible in all facilities combined is significantly below HazCat 3 threshold for a single facility (<5%) and would not result in a significant dose (CE-General Discussion). (ref. OBU-DPT-2005-00531)	DP
TRITIUM NR Facilities	232000H	Isotope Separation/Purification Facility, Lines I/II, Weapons R&D - all processes terminated and facility is undergoing deactivation (ref. OBU-DPT-2003-00414, "Deactivation Project Plan Building 232-H, Tritium Processing Facility")	2	CE-7 NB-2	This tritium processing facility has been de-inventoried. These processes are now performed in 233-H (NB-2). Only residual tritium contamination remains for which an active confinement ventilation will not be effective in reducing tritium releases (CE-7). Depleted Uranium may be present throughout the tritium facilities included in this exclusion report however the total quantity possible in all facilities combined is significantly below HazCat 3 threshold for a single facility (<5%) and would not result in a significant dose (CE-General Discussion). (ref. OBU-DPT-2005-00531)	DP
TRITIUM NR Facilities	232000H*	Extraction Facility, Line III - all processes terminated and facility is undergoing deactivation. (ref. OBU-DPT-2003-00414, "Deactivation Project Plan Building 232-H, Tritium Processing Facility")	3	NB-2	This tritium facility has been de-inventoried and this mission to be performed in new Tritium Extraction Facility starting in 2006 (NB-2).	DP
TRITIUM NR Facilities	233000H	Reservoir Loading/Unloading Facility - operating facility with an ongoing mission. Tritium present in containment devices and process lines	2	CE-7	This is a tritium processing facility. Active confinement ventilation will not be effective in reducing tritium releases (CE-7). Depleted Uranium may be present throughout the tritium facilities included in this exclusion report however the total quantity possible in all facilities combined is significantly below HazCat 3 threshold for a single facility (<5%) and would not result in a significant dose (CE-General Discussion). (ref. OBU-DPT-2005-00531)	DP

Facility Segment/Section	BLDG Number	Description	HAZ CAT	EXCLUSION CRITERIA	COMMENTS JUSTIFICATION	Owner
TRITIUM NR Facilities	234000H	Reservoir Finishing/Packing Facility - operating facility with an ongoing mission. Tritium present in containment devices	2	CE-7	Active confinement ventilation will not be effective in reducing tritium releases (CE-7). Depleted Uranium may be present throughout the tritium facilities included in this exclusion report however the total quantity possible in all facilities combined is significantly below HazCat 3 threshold for a single facility (<5%) and would not result in a significant dose (CE-General Discussion). (ref. OBU-DPT-2005-00531)	DP
Tritium NR Facilities	234007H	Material Test Facility - operating facility with an ongoing mission. Tritium present in containment devices	2	CE-7	Active confinement ventilation will not be effective in reducing tritium releases (CE-7). Depleted Uranium may be present throughout the tritium facilities included in this exclusion report however the total quantity possible in all facilities is significantly below HazCat 3 threshold for a single facility (<5%) and would not result in a significant dose (CE-General Discussion). (ref. OBU-DPT-2005-00531)	DP
TRITIUM NR Facilities	236000H	Byproduct Purification Facility - operating facility with an ongoing mission to purify tritium contaminated gases.	3	CE-7	Active confinement ventilation will not be effective in reducing tritium releases. No other radioactive material present.	DP
TRITIUM NR Facilities	237000H	Empty & Reclaimed Reservoir Storage/Spare Parts/Shipping - ongoing mission. Tritium present in containment devices	3	CE-7	Active confinement ventilation will not be effective in reducing tritium releases (CE-7). Depleted Uranium may be present throughout the tritium facilities included in this exclusion report however the total quantity possible in all facilities combined is significantly below HazCat 3 threshold for a single facility (<5%) and would not result in a significant dose (CE-General Discussion). (ref. OBU-DPT-2005-00531)	DP

Facility Segment/Section	BLDG Number	Description	HAZ CAT	EXCLUSION CRITERIA	COMMENTS JUSTIFICATION	Owner
TRITIUM NR Facilities	238000H	Reservoir Reclamation Facility - operating facility with an ongoing mission. Tritium present in containment devices.	3	CE-7	Active confinement ventilation will not be effective in reducing tritium releases (CE-7). Depleted Uranium may be present throughout the tritium facilities included in this exclusion report however the total quantity possible in all facilities combined is significantly below HazCat 3 threshold for a single facility (<5%) and would not result in a significant dose (CE-General Discussion). (ref. OBU-DPT-2005-00531)	DP
TRITIUM NN Facilities	264000H	Tritium Extraction Facility - Tritium Process Building - start-up testing in progress, scheduled to startup in 2006 (New Project)	2	CE-7	Active confinement ventilation will not be effective in reducing tritium releases. No other radioactive material present.	DP
TRITIUM NN Facilities	264002H	Tritium Extraction Facility - Remote Handling Building - start-up testing in progress, scheduled to startup in 2006. (New Project)	2	CE-7	Active confinement ventilation will not be effective in reducing tritium releases (CE-7). Other radioactive materials are present in TPBARs however dose from TPBAR particulates/CRUD is several orders of magnitude less than corresponding tritium dose (ref. S-CLC-H-00898). Depleted Uranium may be present throughout the tritium facilities included in this exclusion report however the total quantity possible in all facilities combined is significantly below HazCat 3 threshold for a single facility (<5%) and would not result in a significant dose (CE-General Discussion). (ref. OBU-DPT-2005-00531)	DP

Facility Segment/Section	BLDG Number	Description	HAZ CAT	EXCLUSION CRITERIA	COMMENTS JUSTIFICATION	Owner

Submitted By: <i>R. Delizzone</i> for <i>L.M. Schifer</i> Defense Program 12/14/05 Signature Organization Date			Approved By: <i>[Signature]</i> SRSO 12/16/2005 Signature Organization Date		
PSO Concurrence: <i>[Signature]</i> for <i>I. DiAgostino</i> Defense Program 12/28/05 Signature Organization Date			CTA Concurrence: <i>[Signature]</i> CTA 12/28/05 Signature Organization Date		

Hazard Category Key:

- 1. Hazard Category 1
- 2. Hazard Category 2
- 3. Hazard Category 3
- R. Radiological Facility
- High. High Hazard Chemical
- Low. Low Hazard Chemical
- OI. Other Industrial Fac.
- [3]. Supports a Nuclear Facility

Does not contain any inventory

Owner Key

- DP - Defense Programs
- F/H Lab - F/H Area & Ops Project
- F-Area CP - F Area Closure Project
- FSS - Field Support Services Business Unit
- H-Area CP - H Area Completion projects
- I&S - Infrastructure & Services
- LWDP - Liquid Waste Disposition Project
- NMM - Nuclear Materials Management
- NNP - Nuclear Nonproliferation Program

- PD&CS - Projects Dept & Construction Services

- SFP - Spent Fuels Project
- SGCP - Soil & Groundwater Closure Project
- SRNL - Savannah River National Laboratory
- SUD - Site Utilities Department

NNSA Recommendation 2004-2 Exclusion Report

Y-12 Site				
Facility Segment/ Section	Hazard Category	Description	Exclusion Criteria	Comments Justification
9212 Complex	HC2	Processing and storage of enriched and depleted uranium. Waste handling and storage.	NB2	To be replaced by UPF. See Preliminary Project Execution Plan for the UPF, PL-PJ-801768-A006.
9215 Complex	HC2	Processing and storage of enriched and depleted uranium. Waste handling and storage.	NB2	To be replaced by UPF. See Preliminary Project Execution Plan for the UPF, PL-PJ-801768-A006.
9720-5	HC2	Storage of enriched uranium.	NB2	To be replaced by HEUMF. See Project Execution Plan for the HEUMF, Y/HEU-0001.
9206 Complex	HC2	Deactivation of enriched uranium processes and components and storage of enriched uranium.	NB1	Facility in deactivation and decommissioning. No active processing.
9204-4	HC2	Storage and evaluation of enriched uranium components. Processing and storage of depleted uranium.	NB2	To be replaced by UPF. See Preliminary Project Execution Plan for the UPF, PL-PJ-801768-A006.

Y-12 Site				
Facility Segment/ Section	Hazard Category	Description	Exclusion Criteria	Comments Justification
9204-2/2E	HC2	Assembly, disassembly, and evaluation of enriched uranium components. Waste handling and storage.	NB2	QE re-location project is going into this facility. Phase I completion anticipated April 2006, Phase II completion April 2007. To be replaced by UPF. See Preliminary Project Execution Plan for the UPF, PL-PJ-801768-A006.
9720-12	HC3	Storage of depleted uranium and enriched uranium waste in approved containers	CE3	
9720-38	HC3	Storage of depleted uranium in approved containers	CE3	
9720-18	HC3	Storage of depleted uranium in approved containers. Some natural uranium currently being overpacked in approved containers.	CE3	
Submitted By:		Approved By:		
<i>Luna Polubins</i> Signature Organization Date		<i>[Signature]</i> Signature Organization Date		
PSO Concurrence:		CTA Concurrence:		
<i>[Signature]</i> Signature Organization Date		<i>[Signature]</i> Signature Organization Date		


¹ Active CVS is a partial system refers to a system that provides ventilation to a process area, a process, or a glovebox.



Department of Energy
Washington, DC 20585

DEC 27 2005

MEMORANDUM FOR RICHARD L. BLACK
DIRECTOR, OFFICE OF NUCLEAR
AND FACILITY SAFETY POLICY
OFFICE OF ENVIRONMENT,
SAFETY AND HEALTH

FROM: DR. INÉS R. TRIAY 
CHIEF OPERATING OFFICER FOR
ENVIRONMENTAL MANAGEMENT

SUBJECT: Transmittal of Exclusion Reports for Office of
Environmental Management Facilities

The purpose of this memorandum is to transmit the Exclusion Reports for the Office of Environmental Management (EM) facilities to satisfy Commitment 8.3 of the *Department of Energy Implementation Plan for Defense Nuclear Facilities Safety Board Recommendation 2004-2, Active Confinement Systems*, August 2005. The attached Exclusion Reports were developed in accordance with the guidance and criteria contained in the deliverable for Commitment 8.2, *Exclusion Reporting Process*, which was submitted to the Defense Nuclear Facilities Safety Board on October 31, 2005. The Exclusion Reports were prepared and approved at each of the EM sites and my office and the Under Secretary for Energy, Science and Environment Central Technical Authority have concurred.

If you or your staff has any questions concerning the attached Exclusion Reports, please call me at (202) 586-0738 or Mr. Dae Y. Chung, Acting Deputy Assistant Secretary for Integrated Safety Management and Operations Oversight, at (202) 586-5151.

Attachment

cc: D. Garman, US
R. Lagdon, CNS-ESE
D. Chung, EM-3.2



Recommendation 2004-2 Exclusion Report
Portsmouth/Paducah Project Office

Paducah/Portsmouth					
Facility	Segment/ Section	Hazard Category	Description	Exclusion Criteria	Comments Justification
Portsmouth Cylinder Storage Yards	N/A	HC 2	Large outdoor storage yard for uranium hexafluoride cylinders	CE-3	A conversion plant is being constructed that will convert the uranium hexafluoride to a stable oxide.
Paducah Cylinder Storage Yards	N/A	HC 2	Large outdoor storage yard for uranium hexafluoride cylinders	CE-3	A conversion plant is being constructed that will convert the uranium hexafluoride to a stable oxide.
Paducah C-410 Facility	N/A	HC 2	The C-410 facility was formerly used to produce uranium hexafluoride for the gaseous diffusion process. The facility is currently undergoing D&D. The large hazardous chemical inventory is currently being removed. The current D&D project plan includes the removal of the radiological inventory.	NB-1	The C-410 facility is currently undergoing D&D. The hazard category of the facility is planned on being reduced to less than a hazard category 3 nuclear facility within 7 years.
Paducah DOE Material Storage Areas (DMSAs)		HC 2	The Paducah DMSAs consist of numerous areas within the gaseous diffusion plant that have been designated as storage areas that contain legacy process equipment and waste from the gaseous diffusion process. Some of the DMSAs contain a large amount of radiological material in waste containers that exceed the HC 2 threshold. Many DMSAs contain process equipment that may contain fissile material above the HC 2 threshold.	NB-1	The hazard category of many DMSAs has already been reduced. The remaining DMSAs will be reduced to less than hazard category 3 nuclear facilities within 7 years. The current remediation contract has the removal of the radiological inventory to be complete by September 30, 2009.

Recommendation 2004-2 Exclusion Report
Portsmouth/Paducah Project Office

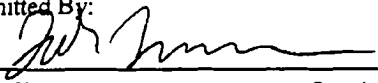



Paducah/Portsmouth					
Facility	Segment/ Section	Hazard Category	Description	Exclusion Criteria	Comments Justification
Paducah C-746-Q Low-Level Waste Storage Facility		HC 2	The mission of the C-746-Q Low-Level Waste Storage Facility is to safely package, store, and ship/receive waste.	NB-1	The hazard category of the facility is anticipated to be reduced to less than a hazard category 3 due to inventory reduction within the next few years. The current remediation contract has the removal of the radiological inventory to be complete by September 30, 2009.
Portsmouth X-345 Special Nuclear Material Storage Facility	N/A	HC 2	The X-345 SNM Storage Facility is a single-story, reinforced-concrete structure, approximately 161 ft wide and 219 ft long. The X-345 Facility is currently utilized for the receipt, shipment, and storage of Highly-Enriched Uranium (HEU) and Low-Enriched Uranium (LEU), solid uranium hexafluoride (UF ₆) cylinders, and other radiological materials.	CE-3	Plans are being developed for disposition of radiological materials. A portion of the facility is under S&M.
Portsmouth X-744G Bulk Non-Uranium Enrichment Services Activity Storage Building & associated outside storage	N/A	HC 2	The X-744G Bulk Storage Bldg. is an ~86,000 ft ² (7990 m ²) warehouse, steel-framed building with a concrete floor. The X-744G Bulk Non-Uranium Enrichment Service Activity (UESA) Storage Building is used for the storage of uranium oxides, uranium fluorides, uranium metal compounds, uranium metals, and uranium fuel rods and pins (from DOE sites and universities). The	CE-3	Plans are being developed for disposition of radiological materials. Some repackaging is performed to support safe operation of the facility.

Recommendation 2004-2 Exclusion Report
Portsmouth/Paducah Project Office

Paducah/Portsmouth					
Facility	Segment/ Section	Hazard Category	Description	Exclusion Criteria	Comments Justification
Portsmouth X-705E Oxide Conversion Area	N/A	HC 2	<p>facility also stores uranium oxides and uranium contaminated trap materials that were generated at PORTS.</p> <p>The X-705E Oxide Conversion Area is a non-leased area within the NRC regulated X-705 Decontamination building. The building measures approximately 500 ft x 160 ft. The X-705E was operated as the oxide conversion facility from 1967 until 1978. The equipment was shut down in 1978.</p>	NB-3	D&D of this facility is not currently planned. Long term S&M.
Portsmouth X-326 DOE Material Storage Areas (DMSAs)	N/A	HC 2	The DMSAs consist of numerous areas within the gaseous diffusion plant building that have been designated as storage areas that contain legacy process equipment and waste from the gaseous diffusion process. Some of the DMSAs contain a large amount of radiological material in waste containers that exceed the HC 2 threshold. Many DMSAs contain process equipment that may contain fissile material above the HC 2 threshold.	NB-3	Long term S&M
Portsmouth X-326 L-Cage Facility	N/A	HC 2	Storage of waste containers generated from the gaseous diffusion process.	NB-1	Inventory being removed/shipped by 2008
Portsmouth X-7745R	N/A	HC 2	X-7745R is an outdoor facility that stores a variety of radioactive and other wastes	NB-1	Planned to be emptied by 2008

Recommendation 2004-2 Exclusion Report
Portsmouth/Paducah Project Office

Paducah/Portsmouth					
Facility	Segment/ Section	Hazard Category	Description	Exclusion Criteria	Comments Justification
<p>Recycle/Assembly Storage Yard</p> <p>Portsmouth Non-leased portions of X-7725/X-7726 Recycle/Assembly Building and Centrifuge Training and Test Facility.</p>	N/A	HC 2	<p>including asbestos. Materials are generally stored in drums (55-gal or larger): B-25 boxes, a small number of Sealand containers, and tanker trailers.</p> <p>X-7725 and X-7726 are interconnected buildings. Portions of this complex are or will be leased to USEC to support the UF6 Gas Centrifuge Enrichment Program. The remaining non-leased portions are used to support the environmental restoration programs by providing storage space for RCRA, contaminated equipment, low level and other wastes. Building X-7725, Recycle/Assembly Bldg. is a five level structure with ~837,000 ft² of floor space.</p>	NB-1	Planned to be emptied by end of fiscal year 2007. The inventory will be removed and the facility will be transferred to USEC (an NRC regulated corporation).

Submitted By:			Approved By:		
	12/15/05		12/21/05		
Signature	Date	Signature	Date	Organization	Date
PSO Concurrence:			CTA Concurrence:		
	EM-3	12/26/05		FOR PKG S3	12/27/05
Signature	Organization	Date	Signature	Organization	Date

WSRC-2005-00245

Attachment 1

Exclusion Report (Deliverable 8.3)

Listing of facilities that are excluded from the system evaluations required by the IP

Recommendation 2004-2 Exclusion Reporting Process

Submitted by: <i>[Signature]</i> / LM Service Defense Programs 12/16/05 Signature Organization Date	Submitted by: <i>[Signature]</i> LWDP 12/7/05 Signature Organization Date
Submitted by: <i>[Signature]</i> / S.D. Brown NAMM 12/16/05 Signature Organization Date	Submitted by: <i>[Signature]</i> / SRNL 12/7/05 Signature Organization Date
Submitted by: Peter N. Fairchild for WA Morrison SWMP 12/7/05 Signature Organization Date	Submitted by: <i>[Signature]</i> for DB Rose SFP 12/8/05 Signature Organization Date
Submitted by: J.D. Townsend for M.S. Miller <i>[Signature]</i> WARR Solid Rocket 12/7/05 Signature Organization Date	Submitted by: <i>[Signature]</i> for C. Brown HAWK CP 12/8/05 Signature Organization Date
Submitted by: <i>[Signature]</i> / FACP 12/7/05 Signature Organization Date	Submitted by: <i>[Signature]</i> for Center FHLD 12/8/05 Signature Organization Date

Approved by: <i>[Signature]</i> / SR 12/21/05 Signature Organization Date
PSO Concurrence: <i>[Signature]</i> / CM 12/26/05 Signature Organization Date
CTA Concurrence: <i>[Signature]</i> / S3 12/27/05 Signature Organization Date

EXCLUSION REPORTING PROCESS

2004-2 Exclusion Report

Savannah River Site

Facility Segment/Section	BLDG Number	Description	HAZ CAT	EXCLUSION CRITERIA	COMMENTS JUSTIFICATION	Owner
TRITIUM NR Facilities	217000H	Tritium Inventory Storage Area Operating facility with an ongoing mission. Tritium present in containment devices	2	CE-7	Active confinement ventilation will not be effective in reducing tritium releases (CE-7). Depleted Uranium may be present throughout the tritium facilities included in this exclusion report however the total quantity possible in all facilities combined is significantly below HazCat 3 threshold for a single facility (<5%) and would not result in a significant dose (CE-General Discussion). (ref. OBU-DPT-2005-00531)	DP
TRITIUM NR Facilities	232000H	Isotope Separation/Purification Facility, Lines III, Weapons R&D - all processes terminated and facility is undergoing deactivation (ref. OBU-DPT-2003-00414, 'Deactivation Project Plan Building 232-H, Tritium Processing Facility')	2	CE-7 NB-2	This tritium processing facility has been de-inventoried. These processes are now performed in 233-H (NB-2). Only residual tritium contamination remains for which an active confinement ventilation will not be effective in reducing tritium releases (CE-7). Depleted Uranium may be present throughout the tritium facilities included in this exclusion report however the total quantity possible in all facilities combined is significantly below HazCat 3 threshold for a single facility (<5%) and would not result in a significant dose (CE-General Discussion). (ref. OBU-DPT-2005-00531)	DP
TRITIUM NR Facilities	232000H*	Extraction Facility, Line III - all processes terminated and facility is undergoing deactivation. (ref. OBU-DPT-2003-00414, 'Deactivation Project Plan Building 232-H, Tritium Processing Facility')	3	NB-2	This tritium facility has been de-inventoried and this mission to be performed in new Tritium Extraction Facility starting in 2006 (NB-2).	DP
TRITIUM NR Facilities	233000H	Reservoir Loading/Unloading Facility - operating facility with an ongoing mission. Tritium present in containment devices and process lines	2	CE-7	This is a tritium processing facility. Active confinement ventilation will not be effective in reducing tritium releases (CE-7). Depleted Uranium may be present throughout the tritium facilities included in this exclusion report however the total quantity possible in all facilities combined is significantly below HazCat 3 threshold for a single facility (<5%) and would not result in a significant dose (CE-General Discussion). (ref. OBU-DPT-2005-00531)	DP

EXCLUSION REPORTING PROCESS

2004-2 Exclusion Report

Savannah River Site

Facility Segment/Section	BLDG Number	Description	HAZ CAT	EXCLUSION CRITERIA	COMMENTS JUSTIFICATION	Owner
TRITIUM NR Facilities	234000H	Reservoir Finishing/Packing Facility - operating facility with an ongoing mission. Tritium present in containment devices	2	CE-7	Active confinement ventilation will not be effective in reducing tritium releases (CE-7). Depleted Uranium may be present throughout the tritium facilities included in this exclusion report however the total quantity possible in all facilities combined is significantly below HazCat 3 threshold for a single facility (<5%) and would not result in a significant dose (CE-General Discussion). (ref. OBU-DPT-2005-00531)	DP
Tritium NR Facilities	234007H	Material Test Facility - operating facility with an ongoing mission. Tritium present in containment devices	2	CE-7	Active confinement ventilation will not be effective in reducing tritium releases (CE-7). Depleted Uranium may be present throughout the tritium facilities included in this exclusion report however the total quantity possible in all facilities is significantly below HazCat 3 threshold for a single facility (<5%) and would not result in a significant dose (CE-General Discussion). (ref. OBU-DPT-2005-00531)	DP
TRITIUM NR Facilities	236000H	Byproduct Purification Facility - operating facility with an ongoing mission to purify tritium contaminated gases.	3	CE-7	Active confinement ventilation will not be effective in reducing tritium releases. No other radioactive material present.	DP
TRITIUM NR Facilities	237000H	Empty & Reclaimed Reservoir Storage/Spare Parts/Shipping - ongoing mission. Tritium present in containment devices	3	CE-7	Active confinement ventilation will not be effective in reducing tritium releases (CE-7). Depleted Uranium may be present throughout the tritium facilities included in this exclusion report however the total quantity possible in all facilities combined is significantly below HazCat 3 threshold for a single facility (<5%) and would not result in a significant dose (CE-General Discussion). (ref. OBU-DPT-2005-00531)	DP

EXCLUSION REPORTING PROCESS

2004-2 Exclusion Report

Savannah River Site

Facility Segment/Section	BLDG Number	Description	HAZ CAT	EXCLUSION CRITERIA	COMMENTS JUSTIFICATION	Owner
TRITIUM NR Facilities	238000H	Reservoir Reclamation Facility - operating facility with an ongoing mission. Tritium present in containment devices.	3	CE-7	Active confinement ventilation will not be effective in reducing tritium releases (CE-7). Depleted Uranium may be present throughout the tritium facilities included in this exclusion report however the total quantity possible in all facilities combined is significantly below HazCat 3 threshold for a single facility (<5%) and would not result in a significant dose (CE-General Discussion). (ref. OBU-DPT-2005-00531)	DP
TRITIUM NN Facilities	264000H	Tritium Extraction Facility - Tritium Process Building - start-up testing in progress, scheduled to startup in 2006 (New Project)	2	CE-7	Active confinement ventilation will not be effective in reducing tritium releases. No other radioactive material present.	DP
TRITIUM NN Facilities	264002H	Tritium Extraction Facility - Remote Handling Building - start-up testing in progress, scheduled to startup in 2006. (New Project)	2	CE-7	Active confinement ventilation will not be effective in reducing tritium releases (CE-7). Other radioactive materials are present in TPBARs however dose from TPBAR particulates/CRUD is several orders of magnitude less than corresponding tritium dose (ref. S-CLC-H-00898). Depleted Uranium may be present throughout the tritium facilities included in this exclusion report however the total quantity possible in all facilities combined is significantly below HazCat 3 threshold for a single facility (<5%) and would not result in a significant dose (CE-General Discussion). (ref. OBU-DPT-2005-00531)	DP
Analytical Labs NR Facilities	772001F	B-25 Waste Pad	3	CE-3	This is a pad where radiological material is stored in approved containers. The pad has a rain cover for weather protection	F/H Lab
F Canyon NR Facilities	211000F	Outside Facilities Formerly processed Pu-contaminated solutions and cold chemicals; facility deinventoried; deactivation continuing.	2	NB-1 NB-3	Deactivation near completion-completion scheduled June 06; then facility will be in S&M mode awaiting decommissioning	F-Area CP
F Canyon NR Facilities	211003F	Waste Truck Unloading Formerly processed Pu-contaminated solutions; facility deinventoried; deactivation continuing.	2	NB-1 NB-3	Deactivation near completion-completion scheduled June 06; then facility will be in S&M mode awaiting decommissioning	F-Area CP

EXCLUSION REPORTING PROCESS

2004-2 Exclusion Report

Savannah River Site

Facility Segment/Section	BLDG Number	Description	HAZ CAT	EXCLUSION CRITERIA	COMMENTS JUSTIFICATION	Owner
F Canyon NR Facilities	221000F	F Canyon Formerly processed Pu-bearing solutions and solids; facility deinventoried; deactivation complete.	2	NB-3	Deactivation completed; facility in long term S&M mode.	F-Area CP
FB-Line NR Facilities	221000F*	FB-Line Formerly processed Pu-bearing solutions and solids; facility deinventoried; deactivation continuing.	2	NB-3	Deactivation schedule for June 2006; then facility will be in long term S&M mode.	F-Area CP
F Canyon NR Facilities	221001F	A-Line Formerly processed U-bearing solutions and solids; facility deinventoried; deactivation continuing.	3	NB-1 NB-3	Deactivation schedule for June 2006; then facility will be in long term S&M mode.	F-Area CP
F Canyon NR Facilities	221012F	U Oxide Storage Formerly stored depleted uranium oxide; facility deinventoried; deactivation complete; decommissioning underway.	3	NB-1 NB-3	Decommissioning underway; schedule for completion in CY 2006	F-Area CP
F Canyon NR Facilities	221021F	U Oxide Storage Currently used for storage of depleted uranium oxide; all material in containers.	3	NB-1	Deinventory of material underway and planned for completion in CY 2007; then facility will be in S&M mode awaiting decommissioning	F-Area CP
F Canyon NR Facilities	221022F	U Oxide Storage Currently used for storage of depleted uranium oxide; all material in containers.	3	NB-1	Deinventory of material underway and planned for completion in CY 2007; then facility will be in S&M mode awaiting decommissioning	F-Area CP
F Canyon NR Facilities	294000F	Canyon Exhaust Sand Filter This facility is a passive sandfilter; filter media contains trapped actinides and fission products; deactivation underway.	2	NB-3	Deactivation scheduled for June 2006; then facility will be in long term S&M mode	F-Area CP
F Canyon NR Facilities	294001F	Additional Canyon Exhaust Sand Filter This facility is a passive sandfilter; filter media contains trapped actinides and fission products; deactivation underway.	2	NB-3	Deactivation scheduled for June 2006; then facility will be in long term S&M mode	F-Area CP
F Canyon NR Facilities	714005N	U Oxide Storage Currently used for storage of depleted uranium oxide; all material in containers.	3	NB-1	Deinventory of material underway and planned for completion in CY 2007; then facility will be in S&M mode awaiting decommissioning	F-Area CP

EXCLUSION REPORTING PROCESS

2004-2 Exclusion Report

Savannah River Site

Facility Segment/Section	BLDG Number	Description	HAZ CAT	EXCLUSION CRITERIA	COMMENTS JUSTIFICATION	Owner
F Canyon NR Facilities	714007N	U Oxide Storage Currently used for storage of depleted uranium oxide; all material in containers.	3	NB-1	Deinventory of material underway and planned for completion in CY 2007; then facility will be in S&M mode awaiting decommissioning	F-Area CP
H Area Transfer Lines	N/A	AG and UG Transfer Lines	2	CE-8	Transfer lines are between facility segments and act as liquid confinement which prevents release of airborne activity.	H-Area CP
F Area Transfer Lines	N/A	AG and UG Transfer Lines including associated Valve Boxes and the High Point Flush Pit	2	CE-8	The Tank farm did not take any quantitative credit for the secondary containment in determining the mitigated consequences (LPF of 1.0 used in both the unmitigated and mitigated analysis)	LWDP
F Area Diversion Boxes	241002F	FDB-1	2	NB-3	Inactive facility in surveillance and maintenance mode awaiting decommissioning, with no intrusive activities permitted.	LWDP
F Area Diversion Boxes	241011F	FDB-3	2	CE-8	The Tank farm did not take any quantitative credit for the secondary containment in determining the mitigated consequences (LPF of 1.0 used in both the unmitigated and mitigated analysis)	LWDP
F Area Diversion Boxes	241032F	FDB-6	2	NB-3	Inactive facility in surveillance and maintenance mode awaiting decommissioning, with no intrusive activities permitted.	LWDP
F Area Diversion Boxes	241033F	FDB-5	2	NB-3	Inactive facility in surveillance and maintenance mode awaiting decommissioning, with no intrusive activities permitted.	LWDP
F Area Waste Evaporators	242000F	1F Evaporator	2	NB-3	Inactive facility in surveillance and maintenance mode awaiting decommissioning, with no intrusive activities permitted.	LWDP
FTF Transfer Systems	242003F	Concentrate Transfer System, including F-Area Catch Tank	2	NB-3	Inactive facility in surveillance and maintenance mode awaiting decommissioning, with no intrusive activities permitted.	LWDP

EXCLUSION REPORTING PROCESS

2004-2 Exclusion Report

Savannah River Site

Facility Segment/Section	BLDG Number	Description	HAZ CAT	EXCLUSION CRITERIA	COMMENTS JUSTIFICATION	Owner
F Area Diversion Boxes	641000F	FDB-2	2	CE-8	The Tank farm did not take any quantitative credit for the secondary containment in determining the mitigated consequences (LPF of 1.0 used in both the unmitigated and mitigated analysis)	LWDP
H Area Transfer Lines	N/A	AG and UG Transfer Lines including associated Valve Boxes, Drain Valve Boxes, and the LDB Drain Cell	2	CE-8	The Tank farm did not take any quantitative credit for the secondary containment in determining the mitigated consequences (LPF of 1.0 used in both the unmitigated and mitigated analysis)	LWDP
HTF-Diversion Boxes	241000H	HOB-1	2	NB-3	Inactive facility in surveillance and maintenance mode awaiting decommissioning, with no intrusive activities permitted.	LWDP
HTF-Diversion Boxes	241003H	HOB-3	2	NB-3	Inactive facility in surveillance and maintenance mode awaiting decommissioning, with no intrusive activities permitted.	LWDP
HTF-Diversion Boxes	241008H	HOB-4	2	CE-8	The Tank farm did not take any quantitative credit for the secondary containment in determining the mitigated consequences (LPF of 1.0 used in both the unmitigated and mitigated analysis)	LWDP
HTF-Pump Pits	241035H*	HPP 1	2	NB-3	Inactive facility in surveillance and maintenance mode awaiting decommissioning, with no intrusive activities permitted.	LWDP
HTF-Diversion Boxes	241052H	HOB-5	2	CE-8	The Tank farm did not take any quantitative credit for the secondary containment in determining the mitigated consequences (LPF of 1.0 used in both the unmitigated and mitigated analysis)	LWDP
HTF-Diversion Boxes	241056H	HOB-6	2	CE-8	The Tank farm did not take any quantitative credit for the secondary containment in determining the mitigated consequences (LPF of 1.0 used in both the unmitigated and mitigated analysis)	LWDP
HTF-Other	241096H	ITP Filter Stripper Bldg.	2	NB-3	TSR prohibits introduction of radiological material within this facility (waste transfers through or to this facility are prohibited).	LWDP

EXCLUSION REPORTING PROCESS

2004-2 Exclusion Report

Savannah River Site

Facility Segment/Section	BLOG Number	Description	HAZ CAT	EXCLUSION CRITERIA	COMMENTS JUSTIFICATION	Owner
HTF-Storage Tanks	241916H	Waste Storage Tank 16	3	NB-3	Inactive facility in surveillance and maintenance mode awaiting decommissioning, with no intrusive activities permitted.	LWDP
HTF-Evaporators	242000H	1H Evaporator	2	NB-3	Inactive facility in surveillance and maintenance mode awaiting decommissioning, with no intrusive activities permitted.	LWDP
HTF-Transfer Systems	242018H	Concentrate Transfer System	2	NB-3	Inactive facility in surveillance and maintenance mode awaiting decommissioning, with no intrusive activities permitted.	LWDP
235-F Facilities	235000F	235-F Nuclear Material Storage Building LES, Storage Vaults & Re-packaging Storage of plutonium bearing materials. All operations currently performed under active confinement ventilation. Material is currently stored in qualified containers. Contract Milestone requires removal prior to end of FY 2006.	2	NB-5	The existing systems and safety basis will be maintained in accordance with the facility safety basis until the material is removed in FY2006 (per contract milestone)	NMM
K - Area Facilities	105000K	K-Reactor HEU Storage. Storage of legacy highly enriched Uranium. Completion of HEU Storage to be complete in 2006 or 2007.	2	NB-5	Material currently stored in qualified containers, but will be removed in early 2007 (per current contract)	NMM
K - Area Facilities	105000K	K-Reactor Heavy Water Storage. Storage of legacy heavy water moderator from reactor operations.	2	CE-7	Air confinement systems would be ineffective at reducing tritium releases. Heavy water contains negligible amounts of other radionuclides (i.e. do not contribute to dose consequences).	NMM
K - Area Facilities	105000K	K-Reactor KAMS Storage of Plutonium bearing materials.	2	CE-1	Shipping packages have been evaluated to survive all accident scenarios.	NMM
K - Area Facilities	105000K	K-Reactor TPBARS Interim Storage of Irradiated Fuel in DOT Casks	2	CE-1	DOT Casks have been evaluated to survive all credible accident scenarios	NMM
K - Area Facilities	105000K	K-Reactor HIVES Interim Storage in Highly Invulnerable Encased Safes	2	CE-7	Active ventilation system would not reduce release of material	NMM

EXCLUSION REPORTING PROCESS

2004-2 Exclusion Report

Savannah River Site

Facility Segment/Section	BLDG Number	Description	HAZ CAT	EXCLUSION CRITERIA	COMMENTS JUSTIFICATION	Owner
K - Area Facilities	105013K	Waste Storage Building Interim Waste Storage	3	CE-3	Storage in approved containers with building providing only weather protection.	NMM
K - Area Facilities	717016K	Waste Storage Building Interim Waste Storage	3	CE-3	Storage in approved containers with building providing only weather protection.	NMM
SFP Facilities	105000C	C-Reactor, Heavy Water Storage Storage of tritiated heavy water in tanks and drums is the only active facility mission within this section.	2	CE-7	The tritium in the 105-C heavy water overshadows all other source terms. The facility could be downgraded to radiological, if the heavy water were removed. This is based on comparing 105-C to other similar radiological facilities, specifically 105-R and 105-P. Air confinement systems would be ineffective at reducing tritium releases. Heavy water contains negligible amounts of other radionuclides (i.e. do not contribute to dose consequences).	SFP
SFP Facilities	105000C	C-Reactor, Obsolete Systems & Equipment Building 105-C was one of five SRS production reactors. Currently, its primary mission is storage of heavy water. This section includes radioactive systems, structures, & components (SSCs) that do not support current facility missions. The SSCs are not operational and may contain some residual radioactive material. Included are SSCs such as: - disassembly basin (contains activated scrap and basin sludge), - disassembly basin support systems (sand-filters, settler tank, basin cooling, etc), - radioactive process systems (reactor vessel, heat exchangers, piping, instrumentation, etc.), and - inactive decontamination facility equipment.	2	NB-3	Activities are limited to surveillance and maintenance. The facility could be downgraded to radiological, if the heavy water were removed. This is based on comparing 105-C to other similar radiological facilities, specifically 105-R and 105-P.	SFP
SFP Facilities	105000C	C-Reactor, Decon Huts 105-C includes a decontamination facility that is no longer operational. The facility included decontamination equipment and engineered HEPA filtered containment huts. The huts are still used on a very limited basis to open waste boxes. The use of the huts will be discontinued within 7 years.	2	NB-5	The safety analysis maintains the radiological inventory of this section below 90% of Hazard Category 3 threshold values. The facility could be downgraded to radiological, if the heavy water were removed. This is based on comparing 105-C to other similar radiological facilities, specifically 105-R and 105-P.	SFP

EXCLUSION REPORTING PROCESS

2004-2 Exclusion Report

Savannah River Site

Facility Segment/Section	BLDG Number	Description	HAZ CAT	EXCLUSION CRITERIA	COMMENTS JUSTIFICATION	Owner
SFP Facilities	105000C	C-Reactor, Waste storage Waste activities within 105-C are very limited. Waste is stored in both approved containers and in waste accumulation areas.	2	CE-3	The safety analysis maintains the radiological inventory of this section below 90% of Hazard Category 3 threshold values. The facility could be downgraded to radiological, if the heavy water were removed. This is based on comparing 105-C to other similar radiological facilities, specifically 105-R and 105-P.	SFP
SFP Facilities	244000H	Receiving Basin for Offsite Fuel (RBOF) All fuel has been removed from the basin. The facility is in a surveillance and maintenance mode, awaiting deactivation.	3	NB-3	Activities are limited to surveillance and maintenance.	SFP
SFP Facilities	245000H	Resin Regeneration Facility (RRF) The RRF resins were removed and the systems drained. The facility is in a surveillance and maintenance mode, awaiting deactivation.	3	NB-3	Activities are limited to surveillance and maintenance.	SFP
	105000L	105-L General	2	NB-4	Permanent/temporary HEPA filtered huts are used within 105-L when the actual or potential airborne contamination levels warrant them. These structures are typically used to perform decontamination activities on equipment with residual surface contamination inventories having no significant worker exposure hazards or energetic release potentials.	SFP
SFP Facilities	105000L	L-Reactor, HW Storage Trifluorated heavy water is stored in tanks and drums in multiple locations within 105-L.	2	CE-7	Air confinement systems would be ineffective at reducing tritium releases. Heavy water contains negligible amounts of other radionuclides (i.e. do not contribute to dose consequences).	SFP

EXCLUSION REPORTING PROCESS

2004-2 Exclusion Report

Savannah River Site

Facility Segment/Section	BLDG Number	Description	HAZ CAT	EXCLUSION CRITERIA	COMMENTS JUSTIFICATION	Owner
SFP Facilities	105000L	L-Reactor Obsolete Systems & Equipment Building 105-L was one of five SRS production reactors. Currently, its primary mission is storage of heavy water and receipt / storage of research reactor fuel. This section includes radioactive systems, structures, & components (SSC) that do not support current facility missions. The SSCs are not operational and may contain some residual radioactive material. Included are SSCs such as: - reactor vessel, - heat exchangers, - piping (Cooling, Heavy Water, etc.), - instrumentation, - gravity sand-filters, - basin cooling equipment, and - Heavy Water Purification.	2	NB-3	Activities are limited to surveillance and maintenance. The radiological inventory of this section is similar to that of 105-R and 105-P (radiological facilities).	SFP
SFP Facilities	105000L	L-Reactor, Waste Routine operations create radioactive waste. The Documented Safety Analysis (DSA) authorizes storage of waste in approved (and non-standard) waste containers, and in waste accumulation areas.	2	CE-3, NB-4	Temporary HEPA filtered huts are used for waste activities when the actual or potential airborne contamination levels warrant them.	SFP
SRNL Technical NR Facilities	778001A	TRU Drum Staging	3	CE-3	This building houses TRU waste in approved shipping containers. No repackaging, intrusive inspection, characterization, or repackaging is authorized.	SRNL

EXCLUSION REPORTING PROCESS

2004-2 Exclusion Report

Savannah River Site

Facility Segment/Section	BLDG Number	Description	HAZ CAT	EXCLUSION CRITERIA	COMMENTS JUSTIFICATION	Owner
SRNL Technical NR Facilities	778002A	Radioactive Waste Staging	3	CE-3	This is a skid mounted building which stores low-level radioactive waste in radioactive waste bags for short periods until the bags are loaded into B-25s. This building provides weather protection and stores approximately 20 bags, or 1 B-25 container's worth. 100 B-25s, as well as TRU waste (approximately 10 drums), can be stored to maintain the 778A waste pad (778-1A, 778-2A, 778-6A, and the concrete pad) at HC-3. The staged bags represent less than 1% of the HC-3 inventory. The bags in 778-2A are temporarily staged with no repackaging, intrusive inspection, characterization, or repackaging authorized. Waste is verified as properly packaged radioactive material before it is placed in the building. Radiological Control inspectors are present when loading waste into the approved containers. Loading is performed weekly.	SRNL
Solid Waste NR Facilities	643000E	Old Radioactive Waste Burial Ground (Includes Solvent Storage Tanks 1-22 and Burial Trenches) LLW - Mixed and radioactive liquid wastes, tanks emptied, retired, directly buried.	2	CE-2	Inactive waste site, no active or planned recovery operations	SWMF
Solid Waste NR Facilities	643007E-ELLT	Engineered Low Level Trenches 1-4 Soil covered, backfilled trench.	2	CE-2	Inactive waste site, no active or planned recovery operations	SWMF
Solid Waste NR Facilities	643007E-GCD	Greater Confinement Disposal Earthen burial- LLW-Radioactive and Hazardous solid waste.	2	CE-2	Inactive waste site, no active or planned recovery operations	SWMF
Solid Waste NR Facilities	643007E-NR	Naval Reactor Component Storage Area	3	CE-3	The reactor components are stored in approved, heavily shielded shipping casks for permanent disposal.	SWMF
Solid Waste NR Facilities	643007E-UESA	Used Equipment Storage Area	3	CE-3	Used Equipment is in approved containers for interim storage.	SWMF
Solid Waste NR Facilities	643026E-CIG	EAV Component-In-Grout Trenches	3	CE-2	Facility for permanent disposal of various waste where no intrusive activity is allowed to disturb the waste and cause a release	SWMF

EXCLUSION REPORTING PROCESS

2004-2 Exclusion Report

Savannah River Site

Facility Segment/Section	BLDG Number	Description	HAZ CAT	EXCLUSION CRITERIA	COMMENTS JUSTIFICATION	Owner
Solid Waste NR Facilities	643026E-MT	EAV Engineered Trenches	3	CE-2	Facility for permanent disposal of various waste where no intrusive activity is allowed to disturb the waste and cause a release	SWMF
Solid Waste NR Facilities	643026E-NR	Naval Reactor Component Storage Area Stored Naval Reactor components on outside-pad near the EAVs and 643-7E near TRU Pad 6.	3	CE-2	The reactor components are stored in approved, heavily shielded shipping casks for permanent disposal.	SWMF
Solid Waste NR Facilities	643026E-ST	EAV Silt Trenches Earthen burial of solid, low level radioactive waste including component-in-grout, silt and engineered trenches.	3	CE-2	Facility for permanent disposal of various waste where no intrusive activity is allowed to disturb the waste and cause a release	SWMF
Solid Waste NR Facilities	643026E-UESA	Used Equipment Storage Area LLW equipment stored for reuse or disposal on an outside pad.	3	CE-2	Used Equipment is in approved containers for interim storage.	SWMF
Solid Waste NR Facilities	643028E	Mixed Waste Mgmt. Facility Soil covered, backfilled trench.	2	CE-2	Inactive waste site, no active or planned recovery operations	SWMF
Solid Waste NR Facilities	660001E	TRU Waste Storage Pad No. 1 Outside storage pad with all waste in approved concrete boxes or culverts. Containers are covered with soil on Pad 1.	2	CE-3	Storage material is in approved containers, no processing, repacking, characterization or intrusive inspections occur on pad.	SWMF
Solid Waste NR Facilities	660002E	TRU Waste Storage Pad No. 2 Outside storage pad with all waste in approved concrete boxes or culverts.	2	CE-3	Storage material is in approved containers, no processing, repacking, characterization or intrusive inspections occur on pad.	SWMF
Solid Waste NR Facilities	660003E	TRU Waste Storage Pad No. 3 Weather protected TRUPACT II loading facility used to load trucks for off-site shipment.	2	CE-3	Waste staged in compliant containers for shipping offsite. Staged material is in approved containers no processing, repacking, characterization or intrusive inspections occur on pad.	SWMF
Solid Waste NR Facilities	660004E	TRU Waste Storage Pad No. 4 (Excluding CCP Drum Characterization Systems) Covered waste storage Pad for weather protection of stored waste in approved containers	2	CE-3	Storage material is in approved containers, no processing, repacking, characterization or intrusive inspections occur on pad.	SWMF

EXCLUSION REPORTING PROCESS

2004-2 Exclusion Report

Savannah River Site

Facility Segment/Section	BLDG Number	Description	HAZ CAT	EXCLUSION CRITERIA	COMMENTS JUSTIFICATION	Owner
Solid Waste NR Facilities	660004E	TRU Waste Storage Pad No. 4 Characterization equipment for Head Space Gas Analysis (HSGA), Drum Assay and Drum Radiography (RTR) to certify waste for shipping.	2	NB-5	Characterization equipment is processing waste to reduce or eliminate material at risk to provide a significant overall reduction to analyzed accidents in less than 7 years. Per the SRS Performance Management Plan all legacy, drummed TRU waste will be eliminated by the end of FY06.	SWMF
Solid Waste NR Facilities	660005E	TRU Waste Storage Pad No. 5 Covered waste storage Pad for weather protection of stored waste in approved containers.	2	CE-3	Storage material is in approved containers, no processing, repacking, characterization or intrusive inspections occur on pad.	SWMF
Solid Waste NR Facilities	660006E	TRU Waste Storage Pad No. 6 (Excluding Vent and Purge/TVEF systems) Covered waste storage Pad for weather protection of stored waste in approved containers.	2	CE-3	Storage material is in approved containers, no processing, repacking, characterization or intrusive inspections occur on pad.	SWMF
Solid Waste NR Facilities	660006E	TRU Waste Storage Pad No. 6 Vent and Purge/TVEF system The TVEF Glovebox operation is designed to facilitate removal of prohibited items from TRU drums. Vent & Purge system is to vent, sample and purge TRU Drums.	2	NB-5	Systems are operating to process TRU Drums to reduce or eliminate material at risk, providing a significant overall reduction of analyzed accidents in less than 7 years. Per the SRS Performance Management Plan all legacy drummed TRU waste will be eliminated by the end of FY06.	SWMF
Solid Waste NR Facilities	660007E	TRU Waste Storage Pad No. 7 Weather protected covered waste storage pad for weather protection of stored waste in approved containers. Contains some waste containers that may require dewatering on the pads.	2	NB-5	Per the SRS Site Treatment Plan, WSRC-TR-94-0608, Rev. 13, All TRU Waste will be removed from pads for closure by 3/31/08.	SWMF
Solid Waste NR Facilities	660008E	TRU Waste Storage Pad No. 8 Weather protected covered waste storage pad for weather protection of stored waste in approved containers. Contains some waste containers that may require dewatering on the pads.	2	NB-5	Per the SRS Site Treatment Plan, WSRC-TR-94-0608, Rev. 13, All TRU Waste will be removed from pads for closure by 3/31/08.	SWMF

EXCLUSION REPORTING PROCESS

2004-2 Exclusion Report

Savannah River Site

Facility Segment/Section	BLDG Number	Description	HAZ CAT	EXCLUSION CRITERIA	COMMENTS JUSTIFICATION	Owner
Solid Waste NR Facilities	660009E	TRU Waste Storage Pad No. 9 Weather protected covered waste storage pad for weather protection of stored waste in approved containers. Contains some waste containers that may require dewatering on the pads.	2	NB-5	Per the SRS Site Treatment Plan, WSRC-TR-94-0608, Rev. 13, All TRU Waste will be removed from pads for closure by 3/31/08	SWMF
Solid Waste NR Facilities	660010E	TRU Waste Storage Pad No. 10 Weather protected covered waste storage pad for weather protection of stored waste in approved containers. Contains some waste containers that may require dewatering on the pads.	2	NB-5	Per the SRS Site Treatment Plan, WSRC-TR-94-0608, Rev. 13, All TRU Waste will be removed from pads for closure by 3/31/08	SWMF
Solid Waste NR Facilities	660011E	TRU Waste Storage Pad No. 11 Weather protected covered waste storage pad for weather protection of stored waste in approved containers. Contains some waste containers that may require dewatering on the pads.	2	NB-5	Per the SRS Site Treatment Plan, WSRC-TR-94-0608, Rev. 13, All TRU Waste will be removed from pads for closure by 3/31/08	SWMF
Solid Waste NR Facilities	660012E	TRU Waste Storage Pad No. 12 Weather protected covered waste storage pad for weather protection of stored waste in approved containers. Contains some waste containers that may require dewatering on the pads.	2	NB-5	Per the SRS Site Treatment Plan, WSRC-TR-94-0608, Rev. 13, All TRU Waste will be removed from pads for closure by 3/31/08	SWMF
Solid Waste NR Facilities	660013E	TRU Waste Storage Pad No. 13 Weather protected covered waste storage pad for weather protection of stored waste in approved containers. Contains some waste containers that may require dewatering on the pads.	2	NB-5	Per the SRS Site Treatment Plan, WSRC-TR-94-0608, Rev. 13, All TRU Waste will be removed from pads for closure by 3/31/08	SWMF
Solid Waste NR Facilities	660014E	TRU Waste Storage Pad No. 14 Weather protected covered waste storage pad for weather protection of stored waste in approved containers.	2	CE-3	Storage material is in approved containers, no processing, repacking, characterization or intrusive inspections occur on pad.	SWMF

EXCLUSION REPORTING PROCESS

2004-2 Exclusion Report

Savannah River Site

Facility Segment/Section	BLDG Number	Description	HAZ CAT	EXCLUSION CRITERIA	COMMENTS JUSTIFICATION	Owner
Solid Waste NR Facilities	660015E	TRU Waste Storage Pad No. 15 Weather protected covered waste storage pad for weather protection of stored waste in approved containers. Pad also contains RTR Equipment for TRU Drum Characterization.	2	CE-3	Storage material is in approved containers, no processing, repacking, or intrusive inspections occur on pad. The RTR is a non-intrusive examination necessary to process TRU Drums to reduce or eliminate material at risk to providing a significant overall reduction of analyzed accidents in less than 7 years.	SWMF
Solid Waste NR Facilities	660016E	TRU Waste Storage Pad No. 16 Weather protected covered waste storage pad for weather protection of stored waste in approved containers.	2	CE-3	Storage material is in approved containers, no processing, repacking, characterization or intrusive inspections occur on pad.	SWMF
Solid Waste NR Facilities	660017E	TRU Waste Storage Pad No. 17 Weather protected covered waste storage pad for weather protection of stored waste in approved containers.	2	CE-3	Storage material is in approved containers, no processing, repacking, characterization or intrusive inspections occur on pad.	SWMF
Solid Waste NR Facilities	660018E	TRU Waste Storage Pad No. 18 Weather protected covered waste storage pad for weather protection of stored waste in approved containers.	2	CE-3	Storage material is in approved containers, no processing, repacking, characterization or intrusive inspections occur on pad.	SWMF
Solid Waste NR Facilities	660019E	TRU Waste Storage Pad No. 19 (Excluding the MRS) Covered waste storage Pad for weather protection of stored waste in approved containers.	2	CE-3	Storage material is in approved containers, no processing, repacking, characterization or intrusive inspections occur on pad.	SWMF
Solid Waste NR Facilities	660019E	TRU Waste Storage Pad No. 19 Modular Repackaging System (MRS) to remove prohibited items in glovebox.	2	NB-5	The MSR will be retired after non-compliant drums are processed. Pad needed for processing waste to reduce or eliminate material at risk to provide a significant overall reduction to analyzed accidents in less than 7 years. Per the SRS Performance Management Plan is to eliminate drummed TRU waste by FY06.	SWMF
Solid Waste NR Facilities	660020E	Low Level Waste Storage Pad No. 20 Outside LLW Storage Pads within 643-7E.	3	CE-3	Pads are currently authorized for interim storage of LLW in approved containers. All waste has been removed from pads and will be deactivated as they are not needed for current mission.	SWMF

EXCLUSION REPORTING PROCESS

2004-2 Exclusion Report

Savannah River Site

Facility Segmen/Section	BLDG Number	Description	HAZ CAT	EXCLUSION CRITERIA	COMMENTS JUSTIFICATION	Owner
Solid Waste NR Facilities	660021E	Low Level Waste Storage Pad No. 21 Outside LLW Storage Pads within 643-7E.	3	CE-3	Pads are currently authorized for interim storage of LLW in approved containers. All waste has been removed from pads and will be deactivated as they are not needed for current mission.	SWMF
Solid Waste NR Facilities	660022E	Low Level Waste Storage Pad No. 22 Outside LLW Storage Pads within 643-7E.	3	CE-3	Pads are currently authorized for interim storage of LLW in approved containers. All waste has been removed from pads and will be deactivated as they are not needed for current mission.	SWMF
Solid Waste NR Facilities	660023E	TRU Waste Storage Pad No. 23 Outside Storage Pads of TRU Waste in approved waste containers or culverts.	2	CE-3	Storage material is in approved containers, no processing, repacking, characterization or intrusive inspections occur on pad.	SWMF
Solid Waste NR Facilities	660024E	TRU Waste Storage Pad No. 24 Outside Storage Pads of TRU Waste in approved waste containers or culverts.	2	CE-3	Storage material is in approved containers, no processing, repacking, characterization or intrusive inspections occur on pad.	SWMF
Solid Waste NR Facilities	660025E	TRU Waste Storage Pad No. 25 Outside Storage Pads of TRU Waste in approved waste containers or culverts.	2	CE-3	Storage material is in approved containers, no processing, repacking, characterization or intrusive inspections occur on pad.	SWMF
Solid Waste NR Facilities	660026E	TRU Waste Storage Pad No. 26 Weather protected covered waste storage pad for weather protection of waste. Some repackaging and dewatering of waste boxes will be required on pad to disposition some legacy waste.	2	NB-5	TRU black box waste, poly box waste will be repackaged on TRU Pad #26 and Black Box dewatering will also occur on Pad #28 as necessary to reduce or eliminate material at risk, providing a significant overall reduction to analyzed accidents in less than 7 years. The pad will qualify for CE-3 once the legacy waste is processed. Per the SRS Performance Management Plan all legacy, boxed TRU waste will be eliminated by the end of FY09	SWMF
Solid Waste NR Facilities	661006E	Low Activity Waste Vaults and Assoc. Temp. Storage Areas (Excluding Cells 2, 10, 11 & 12). LL Waste/ TRU solid low level radioactive waste disposed inside a concrete cell structure in approved containers.	3	CE-3	Waste disposed in approved containers with no repackaging or processing allowed.	SWMF

EXCLUSION REPORTING PROCESS

2004-2 Exclusion Report

Savannah River Site

Facility Segment/Section	BLDG Number	Description	HAZ CAT	EXCLUSION CRITERIA	COMMENTS JUSTIFICATION	Owner
Solid Waste NR Facilities	661006E	Low Activity Waste Vaults and Assoc. Temp. Storage Areas (Cells, 10, 11 & 12). Facility used to repackaging/ inspect non-compliant TRU waste below Hazard Category 3 thresholds.	3	NB-5	Cell operation necessary to reduce or eliminate material at risk, providing a significant overall reduction to analyzed accidents in less than 7 years. Cells will be returned to LLW mission after non-complaint drums/waste boxes are processed. Once legacy waste is processed, the cells will then be categorically excluded by exclusion CE-3. Per the SRS Performance Management Plan, all legacy, drummed TRU waste will be eliminated by the end of FY06.	SWMF
Solid Waste NR Facilities	661006E	Large Waste Box NDA System (Cell 2, LAWV 661-6E) NDE Equipment placed in Cell 2 of the LAW Vault to radiograph approved waste boxes for prohibited items. Cell Hazard Category, currently Hazard Category 3, will be re-categorized as a Hazard Category 2 to complete NDE on some Large Waste Boxes.	3	NB-5	Cell operation necessary to reduce or eliminate material at risk, providing a significant overall reduction to analyzed accidents in less than 7 years. Cells will be returned to LLW mission after non-complaint drums/waste boxes are processed. Once legacy waste is characterized, the NDA equipment will be removed and the cell will then be categorically excluded by exclusion CE-3. Per the SRS Performance Management Plan, all legacy, boxed TRU waste will be eliminated by the end of FY09.	SWMF
Solid Waste NR Facilities	661006E	Intermediate Level Tritium Vault Low Level Waste -Intermediate level including tritium contaminated waste in below grade cells.	3	CE-3	Below grade disposal facility for permanent disposal of intermediate level waste where no intrusive activity is allowed to disturb the waste and cause a release.	SWMF
Solid Waste NR Facilities	663000E	Intermediate Level Non-Tritium Vault Low Level Waste -Intermediate level including tritium contaminated waste in below grade cells.	3	CE-3	Below grade disposal facility for permanent disposal of intermediate level waste where no intrusive activity is allowed to disturb the waste and cause a release.	SWMF

EXCLUSION REPORTING PROCESS

2004-2 Exclusion Report

Savannah River Site

Facility Segment/Section	BLDG Number	Description	HAZ CAT	EXCLUSION CRITERIA	COMMENTS JUSTIFICATION	Owner
Solid Waste NR Facilities	607033H	Solvent Storage Tank 33 Storage of legacy, spent solvents in double walled underground tanks (NSSTs)	3	CE-8	NSSTs do not rely on a confinement system to mitigate a radiological release from an accident	SWMF
Solid Waste NR Facilities	607034H	Solvent Storage Tank 34 Storage of legacy, spent solvents in double walled underground tanks (NSSTs)	3	CE-8	NSSTs do not rely on a confinement system to mitigate a radiological release from an accident	SWMF
Solid Waste NR Facilities	607035H	Solvent Storage Tank 35 Storage of legacy, spent solvents in double walled underground tanks (NSSTs)	3	CE-8	NSSTs do not rely on a confinement system to mitigate a radiological release from an accident	SWMF
Solid Waste NR Facilities	607036H	Solvent Storage Tank 36 Storage of legacy, spent solvents in double walled underground tanks (NSSTs)	3	CE-8	NSSTs do not rely on a confinement system to mitigate a radiological release from an accident	SWMF
DWPF NR Facilities	N/A	Interarea Transfer Lines	2	CE-8	DWPF does not take any quantitative credit for the secondary containment in determining the mitigated consequences.	Waste Solidification
DWPF NR Facilities	250000S	Glass Waste Storage Bldg	2	CE-4	The material at risk is within a vitrified glass form. Confinement ventilation is active non-safety	Waste Solidification
DWPF NR Facilities	250000S	Waste Storage Area (e.g. B-25's)	3	CE-3	These containers are located at outside storage areas where no repackaging or intrusion inspection or characterization is allowed.	Waste Solidification
DWPF NR Facilities	250000S	Glass Waste Storage Bldg Operations Area	3	CE-4	The material at risk is within a vitrified glass form	Waste Solidification

Owner Key

DP - Defense Programs
 F/H Lab - F/H Area & Ops Project
 F-Area CP - F Area Closure Project
 FSS - Field Support Services Business Unit
 H-Area CP - H Area Completion projects
 I&S - Infrastructure & Services
 LWDP - Liquid Waste Disposition Project
 NMM - Nuclear Materials Management
 NNP - Nuclear Nonproliferation Program
 PD&CS - Projects Dept & Construction Services

Hazard Category Key:

1. Hazard Category 1
 2. Hazard Category 2
 3. Hazard Category 3
 R. Radiological Facility
 High. High Hazard Chemical
 Low. Low Hazard Chemical
 OI. Other Industrial Fac.

Facility Segment/Section	BLDG Number	Description	HAZ CAT	EXCLUSION CRITERIA	COMMENTS JUSTIFICATION	Owner
--------------------------	-------------	-------------	---------	--------------------	------------------------	-------

[3]. Supports a Nuclear Facility

Does not contain any inventory

SFP - Spent Fuels Project

SGCP - Soil & Groundwater Closure Project

SRNL - Savannah River National Laboratory

SUD - Site Utilities Department

SWMF - Solid Waste Management Facility

S&M = Surveillance & Maintenance

United States Government

Department of Energy

memorandum

Richland Operations Office

DATE: DEC 8 2005
REPLY TO
ATTN OF: SED:MWJ/06-SED-0029

SUBJECT: EXCLUSION REPORT RELATIVE TO COMMITMENT 8.2 OF IMPLEMENTATION
PLAN FOR DEFENSE NUCLEAR FACILITIES SAFETY BOARD
RECOMMENDATION 2004-2

TO: J. A. Rispoli, Assistant Secretary
for Environmental Management
EM-1, HQ

This memorandum provides a list of the Richland Operations Office nuclear facilities as committed to in the Implementation Plan for the Defense Nuclear Facilities Safety Board Recommendation 2004-2. The attachment meets the deliverables identified in Commitments 8.3, 8.4, 8.6, and 8.8 of the Implementation Plan. If you have any questions, please contact me, or your staff may contact Doug S. Shoop, Assistant Manager for Safety and Engineering on (509) 376-0108.



Keith A. Klein
Manager

Attachment

cc w/attach:
D. Y. Chung, EM-24
L. M. Morgan, NRE

Facility	Segment/ Section	Hazard Category	Description	Exclusion Criteria	Comments Justification
Commitment 8.3 Excluded Facilities					
Plutonium Finishing Plant (PFP) Complex	--	--	--	--	--
241-Z	NA	2	Former treatment facility for liquid waste from 234-5Z, 242-Z, and 236-Z. Currently isolated with only hold-up inventory.	NB-5	Has approved 10 CFR 830 compliant safety basis and plans to reduce radioactive material inventory to <HC-3 within 7 years
216-Z-9	NA	2	Former liquid waste disposal crib. Currently isolated.	NB-3	In surveillance and maintenance mode with no intrusive activities, awaiting D&D
232-Z	NA	3	Former Pu recovery from combustible waste facility (incinerator)	NB-5	Undergoing D&D; very close to <HC-3 as of Nov 2005, and will be <HC-3 within 7 years
2736-Z	NA	2	Pu solids storage vault	NB-2	To be replaced within 10 years*
2736-ZC	NA	2	Pu shipping dock for 2736-ZB	CE-3	Facility for short-term storage (associated only with shipments) where all radioactive material is in approved containers
2736-ZD to -ZU	NA	2	Unirradiated and slightly irradiated reactor fuel storage containers.	NB-2	To be replaced within 10 years*
Tank 241-Z-361	NA	2	Underground waste storage tank (sludge). Currently isolated.	NB-3	In surveillance and maintenance mode with no intrusive activities, awaiting D&D
224-T	NA	3	Plutonium concentration building	NB-3	In surveillance and maintenance mode with no intrusive activities, awaiting D&D

Facility	Segment/ Section	Hazard Category	Description	Exclusion Criteria	Comments Justification
231-Z	NA	3	Metallurgical Research Facility	NB-3	In surveillance and maintenance mode with no intrusive activities, awaiting D&D
200 Area Interim Storage Area	NA	2	Fuel/cask storage pad	CE-3	Storage facility where all radioactive material is in approved containers
Cold Vacuum Drying Facility - current mission	NA	2	Drying spent fuel in Multi-Canister Overpacks	NB-5	Plan to reduce radioactive material inventory to <HC-3 within 7 years
Canister Storage Building	NA	2	Spent fuel storage	CE-1	Fuel is in storage containers that do not fail under analyzed conditions
K Basins Facility	NA	2	Spent fuel storage	NB-1	Currently undergoing deactivation, with D&D to be completed in less than 7 years
Solid Waste Operations Complex (SWOC)	--	--	--	--	--
Low-Level Burial Grounds	NA	2	Storage of radioactive material in approved containers, retrieval of waste containers (may include overpacking if the container integrity is suspect), NDE/NDA (non-intrusive examinations), addition of void filler to waste containers, and drum venting which may be performed in a number of ways but primarily involves remote handling operations and temporary confinement.	CE-3	Storage of radioactive material in approved containers. No repackaging operations, intrusive inspections, or characterization activities performed.

Facility	Segment/ Section	Hazard Category	Description	Exclusion Criteria	Comments Justification
Central Waste Complex	NA	2	Storage of radioactive material in approved containers. Addition of void filler to waste containers, and headspace gas sampling/drum venting (contents of containers are not handled or disturbed during gas sampling/drum venting). Container vents are typically either pre-installed (prior to arriving at CWC) with septum sampling ports or installed using a vent dart system. Occasionally a filter is swapped out on a drum lid, which would include temporary engineering controls to control the potential spread of contamination.	CE-3	Storage of radioactive material in approved containers. No repackaging operations or intrusive inspections or characterization activities are performed.
209-E Building	NA	3	Critical Mass Laboratory	NB-3	In surveillance and maintenance mode with no intrusive activities, awaiting D&D
REDOX	NA	2	Pu recovery process facility	NB-3	In surveillance and maintenance mode with no intrusive activities, awaiting D&D
224-B	NA	3	Plutonium Concentration Building	NB-3	In surveillance and maintenance mode with no intrusive activities, awaiting D&D
B-Plant	NA	2	Bulk Reduction Building	NB-3	In surveillance and maintenance mode with no intrusive activities, awaiting D&D
200 North Area	NA	3	Lag Storage Building, 212-N	NB-3	In surveillance and maintenance mode with no intrusive activities, awaiting D&D
PUREX	NA	2	Pu/U separations and storage tunnels	NB-3	In surveillance and maintenance mode with no intrusive activities, awaiting D&D

Facility	Segment/ Section	Hazard Category	Description	Exclusion Criteria	Comments Justification
U Plant / UO ₃	NA	2	Processed waste to recover U	NB-3	In surveillance and maintenance mode with no intrusive activities, awaiting D&D
Fast Flux Test Facility	NA	2	Sodium-cooled test reactor	NB-5	Deactivation in process, expect to be <HC-3 within 7 years
118-K-1	NA	3	Solid Waste Burial Ground	NB-5	Remediation in process, to be completed within 2 years
618-10/11	NA	3	Solid Waste Burial Ground	NB-5	Burial Ground currently in surveillance and maintenance with limited characterization activities. Remediation planned to be completed within 7 years
324	NA	2	Waste technology engineering laboratory	NB-5	Deactivation in process, expect to be <HC-3 within 7 years
327	NA	3	Post irradiation testing laboratory	NB-5	Deactivation in process, expect to be <HC-3 within 7 years
Commitment 8.4 Hazard Category 3 Facilities with an Active Confinement Ventilation System					
None					

Facility	Segment/ Section	Hazard Category	Description	Exclusion Criteria	Comments Justification
Commitment 8.6 Hazard Category 2 Facilities Requiring Safety Related Ventilation System Evaluation					
234-5Z	NA	2	Pu processing and fuel storage facility	NA	Fuel has been removed but significant holdup remains.
2736-ZB	NA	2	Pu stabilization and storage facility	NA	This was previously included under commitment 8.1 as a facility potentially undergoing major modification. If that mission and modification do not materialize it will require an evaluation under this commitment.
WRAP	NA	2	Waste Receiving and Packaging Facility	NA	Drum handling facility
T-Plant	NA	2	Waste storage facility	NA	Previously a canyon production facility that has been deactivated and now used to store radioactive waste
Commitment 8.8 Nuclear Facilities Requiring a Non-Safety Related Ventilation System Evaluation					
WESF	NA	2	Waste Encapsulation and Storage Facility	NA	Wet storage of capsules that contain Ce-137 and Sr-90. Ventilation system provides Hydrogen reduction function as an important to safety system.
325	NA	2	Radiochemical Processing Laboratory	NA	Used by Pacific Northwest National Laboratory to perform small scale tests. Active confinement ventilation system present but not credited.

* Note: NB-2 Exclusions will be accomplished by Interim Secure Storage Facility construction. CD-0 and follow up currently pending EM approval; preliminary design approved in Budget.

Recommendation 2004-2 Exclusion Report

Hanford Tank Farms – Environmental Management					
Facility	Segment/ Section	Hazard Category	Description	Exclusion Criteria	Comments Justification
Integrated Disposal Facility (IDF)	N/A	2	Low level waste & low level mixed waste disposal trench	CE-3	Storage facility for approved containers/immobilized waste
Double Shell Tanks (DSTs)	N/A	2	Active underground waste storage tanks	CE-8	Active ventilation. Does not rely on confinement system to mitigate the potential radiological release of an accident. DSA (RPP-13033)
Single Shell Tanks (SSTs) – Safe Storage	N/A	2	Inactive underground waste storage tanks	CE-8	Passive ventilation (filtered breathers). Does not rely on confinement system to mitigate the potential radiological release of an accident. DSA (RPP-13033)
Single Shell Tanks (SSTs) – Retrieval Operations	N/A	2	Underground storage tanks/above ground waste retrieval and transfer systems	CE-8	Temporary active ventilation (portable exhausters) on tank, passive filtered breather on transfer systems. Does not rely on confinement system to mitigate the potential radiological release of an accident. DSA (RPP-13033)
242-S Evaporator (Hot-Side)	N/A	2	Inactive waste evaporator/building (unoccupied)	NB-3	DSA (RPP-13033)
204-AR Waste Unloading Facility	N/A	2	Inactive waste unloading facility (building)	NB-3	DSA (RPP-13033)
244-AR Vault	N/A	2	Inactive process facility (unoccupied)	NB-3	DSA (RPP-13033)
244-CR Vault	N/A	2	Inactive process facility (unoccupied)	NB-3	DSA (RPP-13033)

MISFs	N/A	2, 3	Miscellaneous inactive storage facilities. Note, the only radioactively contaminated MISFs are inactive miscellaneous underground storage tanks (IMUSTs)	CE-8	DSA (RPP-13033)
Cribs, ditches, and ponds	N/A	2, 3	Inactive - Contaminated ground	NB-3	DSA (RPP-13033)
Unplanned release sites	N/A	2, 3	Inactive - Contaminated ground	NB-3	DSA (RPP-13033)
616 Building	N/A	3	LLW/LLMW staging area/building	CE-3	DSA (RPP-13033)
Miscellaneous inactive processing facilities	N/A	3	Inactive contaminated facilities (unoccupied): <ul style="list-style-type: none"> • 241-AX Ion Exchanger • 241-A-431 Ventilation Building • In-Tank Solidification System • 241-C-801 Cesium Loadout Facility • 241-SX-401 Condenser Shielding Building • 241-SX-402 Condenser Shielding Building 	NB-3	DSA (RPP-13033)
242-T Evaporator	N/A	3	Inactive contaminated waste evaporator/building	NB-3	DSA (RPP-13033)
Vertical Storage Units	N/A	3	Inactive underground contaminated equipment storage containers	NB-3	DSA (RPP-13033)

Submitted By:		Approved By:	
<i>James H. [Signature]</i>	ORP-AMTF	<i>Shirley [Signature]</i>	DOE-ORP
Signature	Organization	Signature	Organization
	12/13/05		12/13/05
Date		Date	
PSO Concurrence:		CTA Concurrence:	
<i>[Signature]</i>	OR	<i>[Signature]</i>	OR
Signature	Organization	Signature	Organization
	12/26/05		12/27/05
Date		Date	

**Recommendation 2004-2 Exclusion Report
 Per Commitment 8.3**

Idaho Cleanup Project					
Facility	Segment/ Section	Hazard Category	Description	Exclusion Criteria	Comments Justification
INTEC First through Sixth Calcined Solids Storage Facilities	N/A	2	Storage facility for calcined solids produced from the calcination of high-level liquid waste (HLLW).	CE-8	The bin sets are effectively underground waste tanks without sufficient energy for material dispersal and no reliance upon confinement ventilation (systems installed for use during filling are disabled in place).
INTEC CPP-603 Basin Facility	N/A	3	Underwater storage of spent nuclear fuel.	NB-5	No fuel remains in storage; sludge removal is in process; facility to be ready for decommissioning within seven years.
INTEC Fuel Processing Facility (FPF)	CPP-601	2	Reprocessing of spent nuclear fuel.	NB-1	Facility is in maintenance and surveillance mode; plans are to complete decontamination, removing residual liquids that pose a criticality hazard, within 7 years.
INTEC Tank Farm Facilities (TFF)	N/A	2	Underground storage of HLLW.	NB-5	Existing liquid inventory to be removed and processed via IWTU within seven years.

Enclosure 1
 CCN 301617
 December 5, 2005

INTEC Underground Fuel Storage Facility (UGFSF)	CPP-749	2	Underground storage of spent nuclear fuel.	CE-1, CE-4	Some fuel stored in containers analyzed to withstand all accident scenarios; fuel without containers is not in a dispersible form.
UGFSF	CPP-2707	2	Outdoor storage of spent nuclear fuel in casks on an above ground pad.	CE-3	Approved dry storage of spent fuel.
INTEC CPP-651, Unirradiated Fuel Storage Facility (UFSS)	N/A	2	Previously used for the storage of unirradiated fuel.	CE-6	Facility currently not in use and contains no releasable radioactive material. No current plans for use.
CPP-1617	N/A	2	Outside storage of radioactive waste (authorization pending).	CE-3	Existing outside storage facility with proposed mission for storage of radioactive material in approved containers.
Test Area North (TAN) Operations	N/A	2	Previously used for operations involving spent nuclear fuel.	NB-5	Spent fuel has been removed and D&D planning is in process; TAN-607 will require evaluation if and when a new mission is identified.
Radioactive Waste Management Complex (RWMC)	WMF-714, WMF-720, WMF-730 (ILTSF and RH- LLW Vault)	2	Storage of radioactive waste.	CE-2, CE-3	Outdoor waste storage in approved containers; LLW on pads is buried while remote-handled waste in approved packages is placed in vaults for shielding only.
RWMC	WMF-671	2	TRU waste retrieval project (GEM).	NB-3	TRU waste retrieval has been completed; the work site has been backfilled and is awaiting decommissioning.

Enclosure 1
 CCN 301617
 December 5, 2005

RWMC	WMF-697	2	TRU waste retrieval project (ARP, T-RAD).	NB-4	Temporary structures with temporary ventilation systems. The excavator and telehandler cab ventilation is classified as safety significant.
RWMC	WMF-602 and WMF-609	2	Staging of Low Level Waste (LLW)	CE-1, CE-3	Facilities used to stage casks on trailers and LLW drums that are ready for offsite shipment.
RWMC	WMF-601	2	RCT Health Physics building that is less than HC3 if segmented from other facilities being decontaminated.	NB-5	Will be below HC3 within seven years.
Integrated Waste Treatment Unit	Storage Facility	2	Storage of radioactive carbonate solids resulting from the treatment of sodium bearing waste.	CE-3	Storage facility for material in sealed canisters within shielded modules where building is used only for protection from weather.
Transportation Casks/Waste Containers	N/A	2	Transportation of packaged materials. Includes, TN-BRP Cask, TN-REG Cask, Peach Bottom Cask, INTEC Transfer Casks, PLN-1851 Waste Containers, Calcine Sample Storage Casks (HC 3).	CE-1	Casks/waste packages analyzed to withstand all accident scenarios under allowed transportation conditions.
Submitted By:			Approved By:		
<i>E. Hochhelt</i> Signature			<i>[Signature]</i> Signature		
CWF Organization			DOE-10 Organization		
12/5/05 Date			12/8/05 Date		
PSO Concurrence:			CTA Concurrence:		
<i>[Signature]</i> Signature			<i>[Signature]</i> Signature		
EM Organization			53 Organization		
12/26/05 Date			12/27/05 Date		

Mr. Richard B. Provencher
 December 5, 2005
 PMR-70-05
 Attachment 1

12/28/2005 14:22 FAX



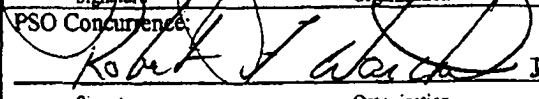

Commitment 8.3 of Implementation Plan for Defense Nuclear Facilities Safety Board Recommendation 2004-2

Recommendation 2004-2 Exclusion Report

Advanced Mixed Waste Treatment Project - Idaho National Laboratory					
Facility	Segment/Section	Hazard Category	Description	Exclusion Criteria	Comments/Justification
WMF-602	N/A	2	Operating TRUPACT & Tractor Trailer Inspection Facility	CE-3	Waste containers are not opened in this facility.
WMF-610	N/A	2	Operating Waste Storage and Nondestructive examination of contact-handled transuranic (CH-TRU) waste containers	CE-3	Waste storage and non-intrusive characterization (i.e. sampling through a drum vent filter).
WMF-618	N/A	2	Operating aggregation and certification of waste packages for direct shipment to WIPP or other approved disposal facility	CE-3	Waste containers are not opened in this facility.
WMF-628	N/A	2	Operating Waste Storage and Nondestructive examination of contact-handled transuranic (CH-TRU) waste containers	CE-3	Waste storage and non-intrusive characterization (i.e. sampling through a drum vent filter).
WMF-629, 630, 631, 632, 633	N/A	2	Operating Type II Waste Storage Facilities	CE-3	Waste containers are not opened in these facilities.
Submitted By: <i>[Signature]</i>		BRWI	12/5/05	Approved By: <i>[Signature]</i>	
Signature		Organization	Date	Signature	
PSO Concurrence: <i>[Signature]</i>		EM	12/26/05	CTA Concurrence: <i>[Signature]</i>	
Signature		Organization	Date	Signature	



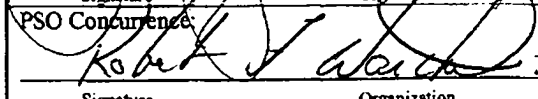

Recommendation 2004-2 Exclusion Report

West Valley Demonstration Project – Environmental Management					
Facility	Segment/ Section	Hazard Category	Description	Exclusion Criteria	Comments Justification
Main Plant	Head Cells	3	Formerly used for the initial stages of SNF reprocessing, including shearing of fuel and the initial chemical separation process. The original Chemical Process Cell has been modified for the interim storage of vitrified HLW canisters.	NB-1/CE-4	Scheduled for complete deactivation (other than HLW canister storage) by 2010. Remaining facility will be used solely for the purpose of HLW canister storage. REF: WVNS-SAR-001 Rev. 10
Main Plant	Extraction and Purification Cells	3	Formerly used for the extraction and purification of recovered Uranium and Plutonium products.	NB-1	Includes extraction cells XC-1, XC-2, XC-3, Plutonium Purification Cell and the Uranium Purification Cell. Scheduled for complete deactivation by 2010.
Main Plant	Support Areas	3	Formerly used to support SNF reprocessing and product purification.	NB-1	Includes crane maintenance areas, analytical cells, operating aisles, A&PC lab, Scrap Removal Room, Waste Reduction & Packaging Area, Liquid Waste Cell, and Master-Slave Manipulator Repair Shop. Scheduled for complete deactivation by 2010.
Supernatant Treatment System	N/A	3	Formerly processed and stored liquid HLW.	NB-1	Includes Waste Tank Farm, Supernatant Support Building, and Permanent Ventilation System. Scheduled for complete deactivation by 2010.
Vitrification Facility	N/A	3	Formerly solidified liquid HLW.	NB-1	Includes Waste Canister Transfer Tunnel, High-Level Waste Interim Storage, Off-Gas Trench, High-Level Waste Transfer Trench, and Vit Support Systems. Scheduled for complete deactivation by 2010.

Fuel Receiving and Storage	N/A	3	Formerly stored SNF. Now used for inspection and packaging of LLW.	NB-1	Includes Radwaste Process (Hittman) Building. Scheduled for complete deactivation by 2010.
NRC-Licensed Disposal Area	N/A	≤3	Shallow burial area for LLW.	CE-2	Inactive waste site. REF: WVNS-SAR-001 Rev. 10
Remote-Handled Waste Facility	N/A	3	Operating LLW and TRU waste processing facility.	NB-1	Processing legacy waste. Scheduled for complete deactivation by 2010.
Liquid Waste Treatment System	N/A	3	Operating low-level liquid waste processing system.	NB-1	Will be decommissioned with the Main Plant. Scheduled for complete deactivation by 2010.
Chemical Process Cell - Waste Storage Area	N/A	3	Operating storage for LLW and suspect TRU waste.	NB-5	Contains waste which is to be processed in the Remote-Handled Waste Facility.
LAG Storage	LAG Building, LAG Storage Areas, roll-offs, and Hardstands	3	Operating waste staging and storage areas.	CE-3	Staging and storage of LLW and TRU waste. REF: WVNS-SAR-001 Rev. 10
LAG Storage	Container Sorting & Packaging Facility, Shipping Depot, LSA & Sorting Area	3	Operating waste processing and packaging areas.	NB-1	Inspection, sampling, size reduction, sorting, segregating, and repackaging of LLW and MLLW.
Submitted By:			Approved By:		
		DOE-WV			EM
Signature	Organization	Date	Signature	Organization	Date
PSO Concurrence:			CTA Concurrence:		
		DOE-WV			S3
Signature	Organization	Date	Signature	Organization	Date

Recommendation 2004-2 Exclusion Report

West Valley Demonstration Project – Environmental Management					
Facility	Segment/ Section	Hazard Category	Description	Exclusion Criteria	Comments Justification
Main Plant	Head Cells	3	Formerly used for the initial stages of SNF reprocessing, including shearing of fuel and the initial chemical separation process. The original Chemical Process Cell has been modified for the interim storage of vitrified HLW canisters.	NB-1/CE-4	Scheduled for complete deactivation (other than HLW canister storage) by 2010. Remaining facility will be used solely for the purpose of HLW canister storage. REF: WVNS-SAR-001 Rev. 10
Main Plant	Extraction and Purification Cells	3	Formerly used for the extraction and purification of recovered Uranium and Plutonium products.	NB-1	Includes extraction cells XC-1, XC-2, XC-3, Plutonium Purification Cell and the Uranium Purification Cell. Scheduled for complete deactivation by 2010.
Main Plant	Support Areas	3	Formerly used to support SNF reprocessing and product purification.	NB-1	Includes crane maintenance areas, analytical cells, operating aisles, A&PC lab, Scrap Removal Room, Waste Reduction & Packaging Area, Liquid Waste Cell, and Master-Slave Manipulator Repair Shop. Scheduled for complete deactivation by 2010.
Supernatant Treatment System	N/A	3	Formerly processed and stored liquid HLW.	NB-1	Includes Waste Tank Farm, Supernatant Support Building, and Permanent Ventilation System. Scheduled for complete deactivation by 2010.
Vitrification Facility	N/A	3	Formerly solidified liquid HLW.	NB-1	Includes Waste Canister Transfer Tunnel, High-Level Waste Interim Storage, Off-Gas Trench, High-Level Waste Transfer Trench, and Vit. Support Systems. Scheduled for complete deactivation by 2010.

Fuel Receiving and Storage	N/A	3	Formerly stored SNF. Now used for inspection and packaging of LLW.	NB-1	Includes Radwaste Process (Hittman) Building. Scheduled for complete deactivation by 2010.
NRC-Licensed Disposal Area	N/A	≤3	Shallow burial area for LLW.	CE-2	Inactive waste site. REF: WVNS-SAR-001 Rev. 10
Remote-Handled Waste Facility	N/A	3	Operating LLW and TRU waste processing facility.	NB-1	Processing legacy waste. Scheduled for complete deactivation by 2010.
Liquid Waste Treatment System	N/A	3	Operating low-level liquid waste processing system.	NB-1	Will be decommissioned with the Main Plant. Scheduled for complete deactivation by 2010.
Chemical Process Cell - Waste Storage Area	N/A	3	Operating storage for LLW and suspect TRU waste.	NB-5	Contains waste which is to be processed in the Remote-Handled Waste Facility.
LAG Storage	LAG Building, LAG Storage Areas, roll-offs, and Hardstands	3	Operating waste staging and storage areas.	CE-3	Staging and storage of LLW and TRU waste. REF: WVNS-SAR-001 Rev. 10
LAG Storage	Container Sorting & Packaging Facility, Shipping Depot, LSA & Sorting Area	3	Operating waste processing and packaging areas.	NB-1	Inspection, sampling, size reduction, sorting, segregating, and repackaging of LLW and MLLW.
Submitted By:			Approved By:		
		DOE-WV			EM
Signature	Organization	Date	Signature	Organization	Date
PSO Concurrence:			CTA Concurrence:		
		DOE-OH			S3
Signature	Organization	Date	Signature	Organization	Date

**Recommendation 2004-2: Exclusion Report
Per commitment 8.3**

Oak Ridge Operations Office – Environmental Management					
Facility	Segment/ Section	Hazard Category	Description	Exclusion Criteria	Comments Justification
ORNL Melton Valley Solid Waste Storage Facilities (MVSWSF) 7572	N/A	2	Butler building used for storage of CH-TRU waste in drums and boxes. No installed ventilation system. Waste will be transferred to the ORO-EM TRU Waste Processing Facility for processing and shipment.	CE-3 NB-5	DSA-OR-MVSWSF-0019, <i>Documented Safety Analysis for the Melton Valley Solid Waste Storage Facilities.</i> DE-AC05-98OR22700, <i>Oak Ridge Environmental Management Accelerated Cleanup Contract; and Accelerated Closure Project Baseline, August 11, 2003, as updated.</i>
ORNL MVSWSF 7574	N/A	2	Butler building used for storage of CH-TRU waste in drums and boxes. No installed ventilation system. Waste will be transferred to the ORO-EM TRU Waste Processing Facility for processing and shipment.	CE-3 NB-5	DSA-OR-MVSWSF-0019, <i>Documented Safety Analysis for the Melton Valley Solid Waste Storage Facilities.</i> DE-AC05-98OR22700, <i>Oak Ridge Environmental Management Accelerated Cleanup Contract; and Accelerated Closure Project Baseline, August 11, 2003, as updated.</i>

Recommendation 2004-2: Exclusion Report
Per commitment 8.3

Oak Ridge Operations Office – Environmental Management					
Facility	Segment/ Section	Hazard Category	Description	Exclusion Criteria	Comments Justification
ORNL MVSWSF 7822J	N/A	2	Gravel outdoor storage pad for storage of RH-LLW in concrete casks and vaults. Waste will be shipped offsite, reducing the inventory to less than hazard category 3. NOTE: This facility has been de-inventoried and removed from scope of DSA/TSR as part of 2005 annual update.	CE-3 NB-5	DSA-OR-MVSWSF-0019, <i>Documented Safety Analysis for the Melton Valley Solid Waste Storage Facilities.</i> DE-AC05-98OR22700, <i>Oak Ridge Environmental Management Accelerated Cleanup Contract; and Accelerated Closure Project Baseline, August 11, 2003, as updated.</i>
ORNL MVSWSF 7822K	N/A	2	Gravel outdoor storage pad for storage of RH-LLW in concrete casks and vaults. Waste will be shipped offsite, reducing the inventory to less than hazard category 3.	CE-3 NB-5	DSA-OR-MVSWSF-0019, <i>Documented Safety Analysis for the Melton Valley Solid Waste Storage Facilities.</i> DE-AC05-98OR22700, <i>Oak Ridge Environmental Management Accelerated Cleanup Contract; and Accelerated Closure Project Baseline, August 11, 2003, as updated.</i>

Recommendation 2004-2: Exclusion Report
Per commitment 8.3

Oak Ridge Operations Office – Environmental Management					
Facility	Segment/ Section	Hazard Category	Description	Exclusion Criteria	Comments Justification
ORNL MVSWSF 7824	N/A	2	Butler building used for storage of CH-TRU waste in drums and boxes. No installed ventilation system. Waste is being removed from this facility. This facility will be removed from the scope of the DSA/TSR as part of the next annual update. NOTE: This facility has been de-inventoried and will be removed from scope of DSA/TSR as part of 2005 annual update.	CE-3 NB-5	DSA-OR-MVSWSF-0019, <i>Documented Safety Analysis for the Melton Valley Solid Waste Storage Facilities.</i> DE-AC05-98OR22700, <i>Oak Ridge Environmental Management Accelerated Cleanup Contract; and Accelerated Closure Project Baseline, August 11, 2003, as updated.</i>
ORNL MVSWSF 7826	N/A	2	Underground bunker for storage of CH-TRU and LLW waste drums, boxes, other containers. No installed ventilation system. Waste scheduled for shipment to the ORO-EM TRU Waste Processing Facility for processing and shipment.	CE-3 NB-5	DSA-OR-MVSWSF-0019, <i>Documented Safety Analysis for the Melton Valley Solid Waste Storage Facilities.</i> DE-AC05-98OR22700, <i>Oak Ridge Environmental Management Accelerated Cleanup Contract; and Accelerated Closure Project Baseline, August 11, 2003, as updated.</i>

Recommendation 2004-2: Exclusion Report
Per commitment 8.3

Oak Ridge Operations Office – Environmental Management					
Facility	Segment/ Section	Hazard Category	Description	Exclusion Criteria	Comments Justification
ORNL MVSWSF 7827	N/A	2	Underground wells for storage of CH-TRU and LLW (e.g., activated metals) in metal canisters. No installed ventilation system. Waste is scheduled for shipment offsite for disposal.	CE-3 NB-5	DSA-OR-MVSWSF-0019, <i>Documented Safety Analysis for the Melton Valley Solid Waste Storage Facilities.</i> DE-AC05-98OR22700, <i>Oak Ridge Environmental Management Accelerated Cleanup Contract; and Accelerated Closure Project Baseline, August 11, 2003, as updated.</i>
ORNL MVSWSF 7829	N/A	2	Underground wells for storage of CH-TRU and LLW (e.g., activated metals) in metal canisters. No installed ventilation system. Waste is scheduled for shipment offsite for disposal. Waste is being removed from this facility and will be removed from the scope of the DSA/TSR as part of the annual update. NOTE: This facility has been de-inventoried and will be removed from scope of DSA/TSR as part of 2005 annual update.	CE-3 NB-5	DSA-OR-MVSWSF-0019, <i>Documented Safety Analysis for the Melton Valley Solid Waste Storage Facilities.</i> DE-AC05-98OR22700, <i>Oak Ridge Environmental Management Accelerated Cleanup Contract; and Accelerated Closure Project Baseline, August 11, 2003, as updated.</i>

Recommendation 2004-2: Exclusion Report
Per commitment 8.3

Oak Ridge Operations Office – Environmental Management					
Facility	Segment/ Section	Hazard Category	Description	Exclusion Criteria	Comments Justification
ORNL MVSWSF 7831A	N/A	3	<p>One building consisting of sheet metal siding attached to steel girders on top of a concrete pad. The facility can be used for storage of LLW in drums and boxes. Repackaging of containers is permitted. No installed ventilation system. This facility will be removed from the scope of the DSA as part of the next annual update.</p> <p>NOTE: This facility has been de-inventoried and will be removed from scope of DSA/TSR as part of 2005 annual update.</p>	NB-5	DE-AC05-98OR22700, <i>Oak Ridge Environmental Management Accelerated Cleanup Contract</i> ; and <i>Accelerated Closure Project Baseline</i> , August 11, 2003, as updated.
ORNL MVSWSF 7834	N/A	2	Underground bunker for storage of CH-TRU and LLW waste drums, boxes, other containers. No installed ventilation system. Waste scheduled for shipment to the ORO-EM TRU Waste Processing Facility for processing and shipment.	CE-3 NB-5	<p>DSA-OR-MVSWSF-0019, <i>Documented Safety Analysis for the Melton Valley Solid Waste Storage Facilities</i>.</p> <p>DE-AC05-98OR22700, <i>Oak Ridge Environmental Management Accelerated Cleanup Contract</i>; and <i>Accelerated Closure Project Baseline</i>, August 11, 2003, as updated.</p>

Recommendation 2004-2: Exclusion Report
Per commitment 8.3

Oak Ridge Operations Office – Environmental Management					
Facility	Segment/ Section	Hazard Category	Description	Exclusion Criteria	Comments Justification
ORNL MVSWSF 7855	N/A	2	Hillside bunker for storage of RH-TRU and LLW waste in drums and concrete casks. No installed ventilation system. Waste scheduled for shipment to the ORO-EM TRU Waste Processing Facility for processing and shipment.	CE-3 NB-5	DSA-OR-MVSWSF-0019, <i>Documented Safety Analysis for the Melton Valley Solid Waste Storage Facilities.</i> DE-AC05-98OR22700, <i>Oak Ridge Environmental Management Accelerated Cleanup Contract; and Accelerated Closure Project Baseline, August 11, 2003, as updated.</i>
ORNL MVSWSF 7879	N/A	2	Butler building used for storage of CH-TRU waste in drums and boxes. No installed ventilation system. Waste is being removed from this facility. This facility will be removed from the scope of the DSA/TSR as part of the next annual update.	CE-3 NB-5	DSA-OR-MVSWSF-0019, <i>Documented Safety Analysis for the Melton Valley Solid Waste Storage Facilities.</i> DE-AC05-98OR22700, <i>Oak Ridge Environmental Management Accelerated Cleanup Contract; and Accelerated Closure Project Baseline, August 11, 2003, as updated.</i>

Recommendation 2004-2: Exclusion Report

Per commitment 8.3

Oak Ridge Operations Office – Environmental Management					
Facility	Segment/ Section	Hazard Category	Description	Exclusion Criteria	Comments Justification
ORNL MVSWSF 7883	N/A	2	Hillside bunker for storage of RH-TRU and LLW waste in drums and concrete casks. No installed ventilation system. Waste scheduled for shipment to the ORO-EM TRU Waste Processing Facility for processing and shipment.	CE-3 NB-5	DSA-OR-MVSWSF-0019, <i>Documented Safety Analysis for the Melton Valley Solid Waste Storage Facilities</i> . DE-AC05-98OR22700, <i>Oak Ridge Environmental Management Accelerated Cleanup Contract; and Accelerated Closure Project Baseline, August 11, 2003, as updated.</i>
ETTP K-25 and K-27 Shutdown Gaseous Diffusion Process Building	N/A	2	Gaseous diffusion plant originally used for enrichment of uranium. Facility is undergoing D&D. Facility is hazard category 2 based on criticality; hazard category 3 Based on inventory. 10CFR830 compliant DSA/TSR approved for D&D.	NB-1	DE-AC05-98OR22700, <i>Oak Ridge Environmental Management Accelerated Cleanup Contract; and Accelerated Closure Project Baseline, August 11, 2003, as updated.</i>

Recommendation 2004-2: Exclusion Report
Per commitment 8.3

Oak Ridge Operations Office – Environmental Management					
Facility	Segment/ Section	Hazard Category	Description	Exclusion Criteria	Comments Justification
ETTP K-1066-E, F, J, K, L UF ₆ Cylinder Storage Yards	N/A	2	Outdoor storage pads for cylinders of depleted UF ₆ . Cylinders are being relocated to the Portsmouth site for ultimate disposal. As inventory is reduced to less than hazard category 3, yard will removed from scope of DSA/TSR.	CE-3 NB-5	DSA-ET-CSY-0003, <i>Documented Safety Analysis for the East Tennessee Technology Park UF₆ Cylinder Storage Yards, Oak Ridge, Tennessee</i> DE-AC05-98OR22700, <i>Oak Ridge Environmental Management Accelerated Cleanup Contract; and Accelerated Closure Project Baseline, August 11, 2003, as updated.</i>
ETTP K-1065 Waste Management Complex	N/A	2	Five large metal warehouse-type storage buildings and three small metal flammable storage unit buildings. Facilities are used to temporarily store (from months to years) LLW, MLLW, and RCRA waste containers until the containers can be shipped to waste disposal sites. Sampling and repackaging is permitted. Building has ventilation for habitability. No HEPA filtration.	NB-5	DE-AC05-98OR22700, <i>Oak Ridge Environmental Management Accelerated Cleanup Contract; and Accelerated Closure Project Baseline,</i>

Recommendation 2004-2: Exclusion Report
Per commitment 8.3

Oak Ridge Operations Office – Environmental Management					
Facility	Segment/ Section	Hazard Category	Description	Exclusion Criteria	Comments Justification
ETTP K-1420	N/A	2	K-1420 is undergoing decommissioning and was considered a less than hazard category 3 facility until recent discovery of small quantities of unknown liquids that are potentially fissile. This resulted in preparation of a JCO pending final determination of material characterization.	NB-1	DE-AC05-98OR22700, <i>Oak Ridge Environmental Management Accelerated Cleanup Contract</i> ; and <i>Accelerated Closure Project Baseline</i> , August 11, 2003, as updated.
ETTP K-33 Gaseous Diffusion Building	N/A	2	Gaseous diffusion plant originally used for enrichment of uranium. Facility has completed major D&D activities. Facility is now in surveillance and maintenance. Facility is hazard category 2 based on criticality; hazard category 3 based on inventory.	NB-1 NB-3	DE-AC05-98OR22700, <i>Oak Ridge Environmental Management Accelerated Cleanup Contract</i> ; and <i>Accelerated Closure Project Baseline</i> , August 11, 2003, as updated.





Recommendation 2004-2: Exclusion Report
Per commitment 8.3

Oak Ridge Operations Office – Environmental Management					
Facility	Segment/ Section	Hazard Category	Description	Exclusion Criteria	Comments Justification
ORNL 3019B High Radiation Level Analytical Facility	None 3019B cannot be segmented from 3019A	2	Former high-radiation-level analytical facility (hot cells). Facility is inactive and is in surveillance and maintenance mode pending the final decommissioning of the facility. Criticality is not credible. Inventory in the laboratory off-gas ventilation system exceeds hazard category 3 quantities; however, residual contamination in the hot cells, THOREX conveyer, and casks has not been quantified. Based on this uncertainty and that the DSA states 3019B cannot be segmented from 3019A, which is a hazard category 2 facility, 3019B is designated as a hazard category 2 facility. Note: 3019A has recently been transferred from NE to EM. Integration of the safety basis for 3019A and 3019B is being considered.	NB-3	DE-AC05-98OR22700, <i>Oak Ridge Environmental Management Accelerated Cleanup Contract</i> ; and <i>Accelerated Closure Project Baseline</i> , August 11, 2003, as updated.
ORNL Liquid Low Level Waste Systems	N/A	2	The LLLW System consists of tanks, interconnecting pipelines used for collection, volume reduction, transfer, and storage of LLLW generated at various facilities; and an evaporator. Facilities are below ground.	CE-8	WM-LGW0-LLLW-DSA, <i>Documented Safety Analysis for the ORNL Liquid Low-Level Waste System</i>

Recommendation 2004-2: Exclusion Report
Per commitment 8.3

Oak Ridge Operations Office – Environmental Management					
Facility	Segment/ Section	Hazard Category	Description	Exclusion Criteria	Comments Justification
Y-12 West End Treatment Facility	N/A	2	WETF is a liquid waste processing facility that was considered a “radiological” facility until a recent management review discovered that the facility relies on certain criticality controls thereby violating a “nature of process” assumption. This resulted in hazard category 2 status and preparation of a JCO pending facility scope changes that will return the facility to less than hazard category 3 within a few months.	NB-5	Exclusion based on radiological materials currently being less than hazard category 3 and facility status is only temporarily affected by criticality “nature of process” concerns. <i>JCO-YT-WETF-0100, Justification for Continued Operation (JCO) for the West End Treatment Facility</i> NOTE: Recent decisions will result in responsibility for this facility being transferred from ORO EM to NNSA.
Y-12 Above Grade Storage Facility	N/A	2	Facility consists of groupings of storage pads, some covered by storage tents and others with no cover. The facility stores LLW and TSCA-related materials in drums and metal boxes until shipped for disposal. No installed ventilation systems. Facility will be down graded as waste is removed from the facility.	NB-5	<i>DE-AC05-98OR22700, Oak Ridge Environmental Management Accelerated Cleanup Contract; and Accelerated Closure Project Baseline, August 11, 2003, as updated.</i>

Recommendation 2004-2: Exclusion Report
Per commitment 8.3

Oak Ridge Operations Office – Environmental Management					
Facility	Segment/ Section	Hazard Category	Description	Exclusion Criteria	Comments Justification
Submitted By:			Approved By:		
					
Signature			Signature		
Date 12/1/05			Date 12/1/05		
Organization ORD-EM			Organization ORO-EM		
FSO Concurrence:			CTA Concurrence:		
					
Signature			Signature		
Date 12/26/05			Date 12/27/05		
Organization EM			Organization S-3		
			FOR DKG		